

# Reel Catalog

Hose, cord and cable reels



[reelcraft.com](http://reelcraft.com)

 **REELCRAFT**®



# Why use hose reels?

Why use hose reels? Because they make hose handling more efficient and safer. Your hoses, cables and cords will last up to five times longer. You will improve hose management, which decreases labor costs. Your chances of injuries from tripping

hazards will decrease, which saves lost work time, medical bills and higher insurance. You also save the expense and time to replace expensive hoses, cables and cords that get run over by fork lifts and other vehicles.



Truck courtesy of E&B Paving, Anderson IN

Series TW7000

## Five reasons why hose reels add value



**Improve efficiency**  
Hoses, cable and cords are where you want/need them.



**Increase safety**  
Reduce tripping accidents and lost work time.



**Minimize leakages**  
Reduce costs of air and water leakages.



**Reduce hose wear**  
Hose and cord on reels can last up to five times longer.



**Increase productivity**  
No more tangled hoses improves efficiency.



Series 9000 - Photo courtesy of Neal Asphalt Sealcoating Equipment



Series 30000 - Photo courtesy of 1st Attack Engineering

## OSHA says reduce your trips and falls

"There are many situations that may cause slips, trips and falls. The controls needed to prevent these hazards are usually obvious, but too often ignored, such as... coiling up extension cords, lines and hoses when not in use and keeping electrical and

other wires out of the way." OSHA's "Fall Prevention Tips" include, "Practice good housekeeping. Keep cords, welding leads and air hoses out of walkways or adjacent work areas."

Source: [www.osha.gov](http://www.osha.gov)

## Same-day quick ship program offers fastest service

Because we are centrally located in the US and have three North American warehouses, upon request, we can quickly ship our standard products the same day for domestic orders of ten or fewer standard models. Orders must be received by 11:30 am Eastern Time. Look for the shipping icons in this catalog for designated models. For the most current list of Quick Ship reels, please visit [www.reelcraft.com](http://www.reelcraft.com).



## Two Year Limited Warranty and Return Policy

Reelcraft now offers a two-year limited warranty. All reels manufactured by Reelcraft Industries, Inc. are warranted to be free of defects due to faulty material or workmanship for 24 months from date of shipment. Exception: LD, LG, LH cord reels - 1 year; hose and light bulbs - 6 months. Normal wear and tear is not considered a defect in material or workmanship. For complete warranty information, online warranty registration and return information please visit [www.reelcraft.com](http://www.reelcraft.com) or call Reelcraft's Customer Service Department toll-free at 1-855-634-9109.

**\*Please refer to the online catalog for the most current and up-to-date product information.**



# Reelcraft: Better by Design

Reelcraft's reels are better by design because of our lasting commitment to excellence. Our engineering team is well known for designing durable, high quality products. Our standard

features include durable, corrosion-resistant powder coat paint, multi-position guide arms for versatile mounting options and heavy-duty, reinforced steel stampings for

increased strength. Our reels are permanently factory-lubricated for a long, trouble-free service life. All of these features, and many more, add up to make "The Reelcraft Difference."

## Reinforced Steel

The steel-stamped guide arm is reinforced to reduce bending due to angular pull.

## Improved Connection

The elongated brass connector and proprietary adhesion process provide a better crimp to the hose.

## Stress-Free Swivel

Our full-flow design combines the highest grade seal design with supporting bearing surfaces to insure the longest possible life.

## Corrosion-Resistant

Steel components are individually powder coated to virtually eliminate corrosion.

## Long Service Life

Field-proven swivel assures long service life.

## Kinkless Hose

High quality PVC hose is specially blended for use on reels

## Sealed Connection Points

Swivel and hose inlet connections seal against leaks

## Adjustable Guide Arm

Multiple guide arm positions provide versatile uses and easier field adjustment

## Trouble-Free Performance

Fewer components increase the service life of the reel and improve performance

## Long Life Drive Spring

Drive mechanism is enclosed for protection against the environment. Declutching arbor virtually eliminates possibility of spring damage due to reverse winding of reel spool.

## Robust Latch

Wide profile combined with special spring assures maximum service life.

## Structural Strength

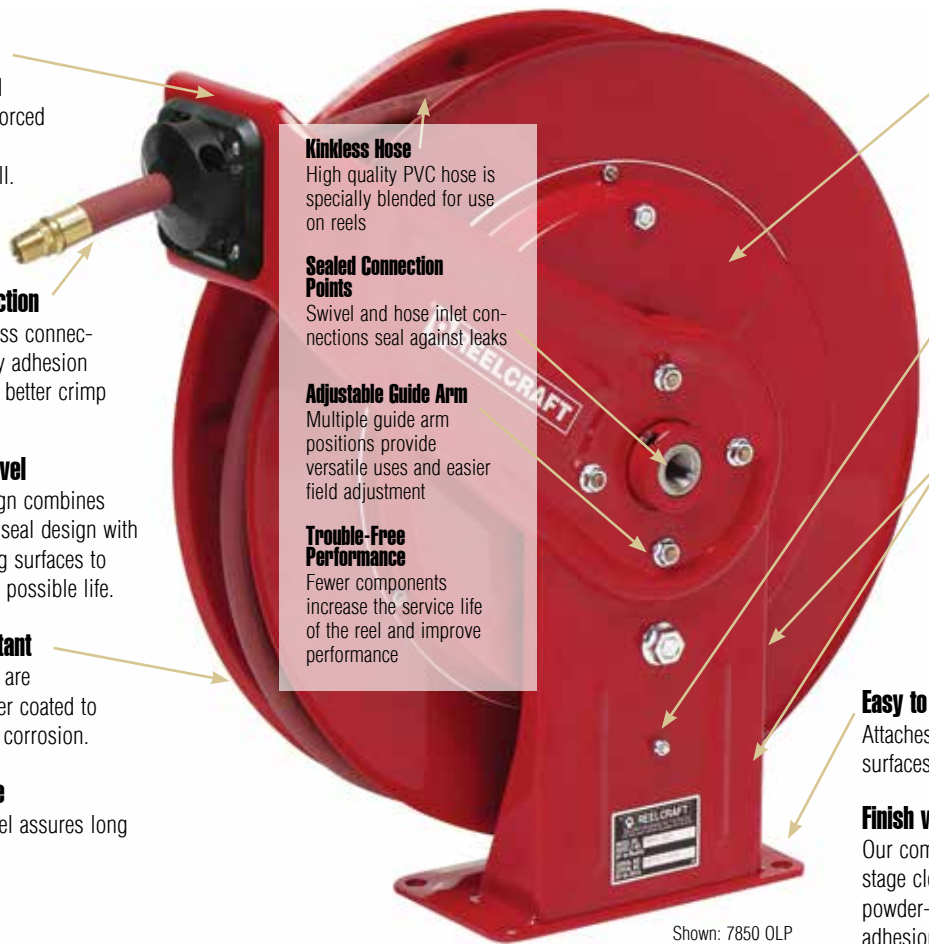
Welded heavy gauge steel frame includes a robotically welded base with stiffening ribs for lighter weight, yet stronger components for ease of handling and installation.

## Easy to Mount

Attaches to most structurally sound surfaces. Edges are curved for safety.

## Finish with Quality

Our components undergo a special five-stage cleaning process and are individually powder-coated for the highest quality paint adhesion. Excess powder is reclaimed to be environmentally friendly.



Shown: 7850 OLP

## To place an order, please advise:

1. Model number.
2. Product to be handled such as air, oil, water, etc.
3. Maximum operating pressure in P.S.I.
4. Maximum operating temperature in degrees Fahrenheit.
5. Hose inside and outside diameters and length.
6. Installation height, especially if more than 16 feet.
7. Desired guide arm position by adding one of the suffixes to the model number. Example: 5635 OLPSW for side wind.

## Additional Considerations:

A flexible connection between the reel and the source of supply is required to prevent possible misalignment and binding. Non-flexible connections will void the warranty. The pressure rating of inlet hose must be equal or greater than the rating of the reel.

## Accessories

Reels ordered with hose and bumper are assembled complete and ready to install. Order bumpers separately for reels without hoses.

Additional questions? Please visit our website or call for assistance. For more than 40 years, our specialty is offering hose handling solutions.

## COPYRIGHT NOTICE

All rights reserved. No part of the material protected by this copyright may be reproduced or utilized in any form or by any means, electronic or mechanical, including photocopying, recording, broadcasting or by any other information storage and retrieval

system without written permission from Reelcraft Industries, Inc. Reelcraft, Work Smarter, Nordic, Hose Boss, Safe-T-Reel, Better by Design, Built Better to Perform Better and Rely on Reelcraft are the trademarks and service marks of Reelcraft Industries, Inc. registered in the United States and/or other jurisdictions. You shall











not display, disparage, dilute or taint our trademarks and service marks, or use our marks in such a way that would misrepresent the identity of the owner.









All other trademarks, service marks or registered trademarks appearing on these pages are the trademarks or service marks of

their respective owners. Super Swivel, Full Circle Swivel, Viton, Quiet Speed, Buna, Push Lok, Stubby and Stubby II are not owned by Reelcraft Industries, Inc.



# Table of Contents

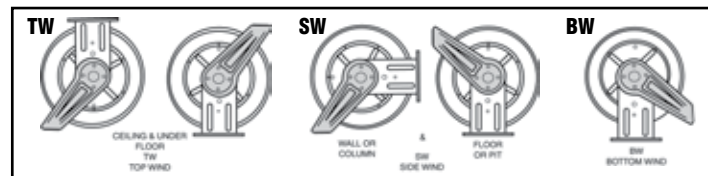
Reel Series		Page	
<b>Series RT</b>	1/4", 3/8", 1/2" I.D.	<b>8</b>	
<b>Series 4000, 5000 &amp; 5005</b>	1/4", 3/8", 1/2" I.D.	<b>9</b>	
<b>Series 7000</b>	1/4", 3/8", 1/2", 3/4" I.D.	<b>10</b>	
<b>Series DP5000 &amp; DP7000</b>	1/4", 3/8", 1/2" I.D.	<b>11</b>	
<b>Series HD70000</b>	3/8", 1/2", 3/4" I.D.	<b>12</b>	
<b>Series 80000 &amp; D80000</b>	3/8", 1/2", 3/4", 1" I.D.	<b>13</b>	
<b>Series SD10000</b>	3/4", 1" I.D.	<b>14</b>	
<b>Series 9000</b>	1/2", 3/4", 1", 1 1/4", 1 1/2" I.D.	<b>15</b>	
<b>Series 3100 &amp; 4800</b>	1/2", 3/4", 1", 1 1/4", 1 1/2" I.D.	<b>16</b>	
<b>Series TH</b>	1/4", 3/8", 1/2" I.D.	<b>17</b>	

Reel Series		Page	
<b>Fuel &amp; Grounding Reels</b>	3/4", 1", 1 1/4", 1 1/2" I.D.	<b>18</b>	
<b>Stainless Steel Reels</b>	1/4", 3/8", 1/2", 3/4", 1" I.D.	<b>19</b>	
<b>Pre-Rinse, Potable Water Reels</b>	3/8", 1/2" I.D.	<b>20</b>	
<b>Series S</b>	1/4", 3/8", 1/2", 5/8" I.D.	<b>21</b>	
<b>Pressure Wash Reels</b>	1/4", 3/8", 1/2" I.D.	<b>22</b>	
<b>Series CU, CT &amp; CM</b>	3/8", 1/2" I.D.	<b>23</b>	
<b>Series H</b>	3/8", 1/2", 3/4" I.D.	<b>24</b>	
<b>Series 30000</b>	1/2", 3/4", 1" I.D.	<b>24-26</b>	



## Guide Arm Positions and Suffix Codes

The suffix codes (as indicated at right) must be added after the model number to specify desired guide arm position. For example, 5635 OLPSW designates side wind guide arm position. **NOTE:** Series 9000 reels are shipped in the **BW** position and

Series 80000 is shipped in the **SW** position. All other series reels are shipped in the **TW** position unless otherwise specified. Series 4000 and 5000 reels ordered in the **BW** position are available in constant tension only.



# Table of Contents











Reel Series		Page	
<b>Series 1200</b>	1/2", 3/4", 1" I.D.	<b>29</b>	
<b>Series 2400</b>	1/2", 3/4", 1" I.D.	<b>30</b>	
<b>Series 3900</b>	1", 1 1/4", 1 3/8", 1 1/2" I.D.	<b>31</b>	
<b>Liquid Propane Reels</b>	1/2", 3/4", 1", 1 1/4", 1 1/2", 2" I.D.	<b>32</b>	
<b>Series 3700 &amp; 5900</b>	1 1/2", 2", 2 1/2", 3", 4" I.D.	<b>33</b>	
<b>Series 3800</b>	1 1/4", 1 3/8", 1 1/2", 2" I.D.	<b>34</b>	

## Display stands

<b>Three reel tabletop display</b>	S602155
<b>Four reel tabletop display</b>	S602155-1
<b>Six reel display</b>	S602037-2
<b>Eight reel display</b>	S602037-1

Conveniently displays up to eight reels and features removable universal brackets for ease of mounting. It is easily assembled and disassembled. Reels sold separately.



Reel Series		Page	
<b>Series 6000</b>	1 3/8", 1 1/2", 2", 2 1/2", 3" I.D.	<b>35</b>	
<b>Series LD, LG &amp; LH</b>	Light and medium duty cord reels	<b>36</b>	
<b>Series L 4000, L 5000, L 7000 &amp; L 70000</b>	Heavy duty cord reels	<b>37-39</b>	
<b>Series CR</b>	High capacity cable reels	<b>40</b>	
<b>Series 30000</b>	Heavy duty cord and cable reels	<b>41</b>	
<b>Series TW &amp; BA</b>	Welding hose reels	<b>42-43</b>	
<b>Series WC &amp; CEA</b>	Welding cable reels	<b>44</b>	
<b>Safe-T-Reels</b>	Multiple configurations	<b>45</b>	
<b>Series TB &amp; TBL</b>	Tool balancers	<b>46</b>	
<b>Parts &amp; Accessories</b>	Brackets, motors, hose assemblies, etc.	<b>47-50</b>	

# Custom Built Reels

## Custom Built Reels

Reelcraft's engineered products group custom builds reels to your specifications. Our special engineered products are developed for demanding applications in areas such as marine, military, aviation, hydroseeding, sewer and well cleaning, offshore oil rigs, robotic cable and much

more. We offer flexibility, competitive pricing and a lasting commitment to excellence. For more than 25 years, Reelcraft's engineered products group has produced custom products to meet individualized requirements.



## Reelcraft's Capabilities

### Very few size and weight constraints

We build to meet most extreme size and weight constraints.

### Special finishes/paint options

Options include CARC paint, marine grade epoxy, stainless steel, liquid enamel coat paint and powder coat paint in any color.

### Various drive types

Manual crank, motorized, spring driven, hand-over-hand and more.

### Wide range of pressures

A wide variety of pressure ranges available from 50 to 10,000.

### Unique options

Hose Boss rewind assist, tensioning bars, multiple fluid paths, level rewinds and much more.

### No minimum quantities

Order from 1 to as many as you need.



Marine grade epoxy



Multiple spools



Turn-key solutions



Stainless steel



Multiple fluid paths



Fiber optic cable



Sewer/jetter



Reelcraft's product quality starts with modern engineering techniques for maximum strength through better design, better materials and tested and proven products. We are committed to superior manufacturing processes by producing our steel components from hard tooling (dies) that increase product strength and reliability compared with simply bending metal in press breaks. In addition, we offer more levels of industrial products: Good, Better, Best and Ultimate. Our customers report that superior value is why they choose Reelcraft reels. All of these qualities and more add up to make "The Reelcraft Difference."

# Special Powder Coat Paint Colors

## Special Powder Coat Paint Colors Customize your reel color with special paint options

Reelcraft is most well-known for its bright red reels, but we also paint secondary colors and special order colors. Reelcraft uses a rigorous cleaning process on raw parts prior to paint. After this process is complete, parts are then coated with a high quality, durable polyester powder coat paint for a uniform, corrosion resistant finish that will last through years of service.

Reelcraft frequently paints secondary colors - white, black, blue and gray. There is no set-up charge for secondary colors, only a variable per unit charge. We thoroughly clean our booths and tools prior to painting special order colors therefore require a one-time set-up charge in addition to the variable per unit charge.



RT625-OLP-40BL



RT625-OLP-42YE



RT650-OLP-35BK

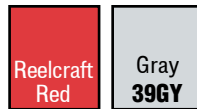


RT850-OLP

### Primary Colors - NO CHARGE

Reelcraft is most well-known for its bright red reels, but we also paint gray on large frame reels at no extra charge. Gray must be specified at time of order.

#### Large Frame Reels



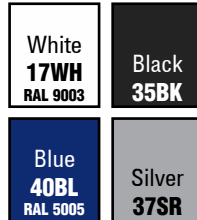
#### Small Frame Reels



### Secondary Colors

Reelcraft frequently paints secondary colors. There is no set-up charge for secondary colors, only a variable per unit charge and a possible increase in lead time.

#### Large Frame Reels



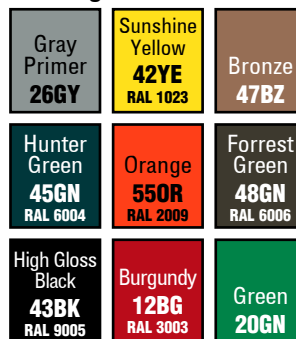
#### Small Frame Reels



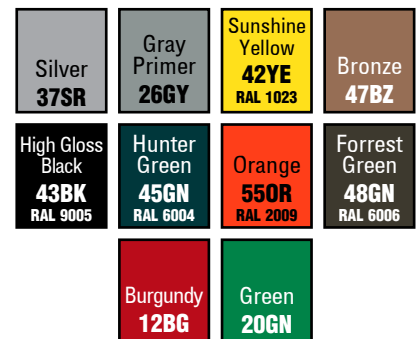
### Special Order Colors

We thoroughly clean our booths/tools prior to painting special order colors and thus require a set-up charge in addition to the variable per unit charge. Contact Reelcraft for additional colors not listed. Be aware that special paint may add to lead time.

#### Large Frame Reels



#### Small Frame Reels





# Lightweight, Economical Reels | Series RT

## Medium Duty Spring Retractable Reels Air/Water/Oil/Grease - 1/4", 3/8", 1/2" I.D.

Series RT is an economical choice for a medium duty, light weight, spring-driven hose reel for applications that are less demanding, yet require a product that can withstand industrial and commercial use. The industrial-grade drive spring is protected from the environment in a polypropylene spool for longer service life. Guide arm adjusts to seven positions.

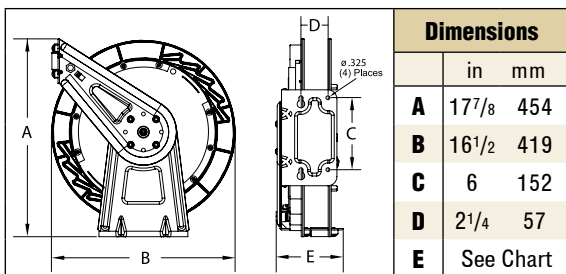
Made  
  
in USA














RT650-OLP  
Patent No. 7,150,425



Nitrogen Reels  
RT650-OLPG-20GN



Model with Hose	Shipping Weight		Hose I.D.		Hose O.D.		Hose Length		**Max Pressure	NPT(M) Hose Outlet	NPT(F) Reel Inlet	Model without hose or bumper	Shipping Weight		Pressure	E		
	lbs	kg	in	mm	in	mm	ft	m	psi	bar	in		in	lbs			kg	psi
<b>Low Pressure Air/Water Reels</b> Maximum Temperature 150 °F (65 °C) **Maximum working pressure at 70 °F (20 °C)																		
 RT425-OLP	19	9	1/4	6	.475	12	25	8	300	21	1/4	3/8	RT402-OLP	19	9	300	21	5 <sup>3</sup> / <sub>4</sub> 146
 RT435-OLP	21	10	1/4	6	.475	12	35	11	300	21	1/4	3/8	RT403-OLP	19	9	300	21	5 <sup>3</sup> / <sub>4</sub> 146
 RT450-OLP	24	11	1/4	6	.475	12	50	15	300	21	1/4	3/8	RT405-OLP	21	10	300	21	5 <sup>3</sup> / <sub>4</sub> 146
 RT465-OLP	25	11	1/4	6	.475	12	65	20	300	21	1/4	3/8	RT406-OLP	21	10	300	21	5 <sup>3</sup> / <sub>4</sub> 146
 RT625-OLP	20	9	3/8	10	.600	15	25	8	300	21	1/4	3/8	RT602-OLP	19	9	300	21	5 <sup>3</sup> / <sub>4</sub> 146
 RT635-OLP	21	10	3/8	10	.600	15	35	11	300	21	1/4	3/8	RT603-OLP	19	9	300	21	5 <sup>3</sup> / <sub>4</sub> 146
 RT650-OLP	27	12	3/8	10	.600	15	50	15	300	21	1/4	1/2	RT605-OLP 	22	10	300	21	6 <sup>1</sup> / <sub>4</sub> 159
 RT825-OLP	26	12	1/2	13	.750	19	25	8	300	21	1/2	1/2	RT802-OLP	23	10	300	21	6 <sup>1</sup> / <sub>4</sub> 159
 RT835-OLP	27	12	1/2	13	.750	19	35	11	300	21	1/2	1/2	RT803-OLP	23	10	300	21	6 <sup>1</sup> / <sub>4</sub> 159
 RT850-OLP	37	17	1/2	13	.750	19	50	15	300	21	1/2	1/2	RT805-OLP	25	11	300	21	7 <sup>3</sup> / <sub>4</sub> 197
<b>Medium Pressure Oil Reels</b> Maximum Temperature 150 °F (65 °C)																		
RT625-OMP	27	12	3/8	10	.710	18	25	8	1000	69	3/8	3/8	RT602-OMP	22	10	1000	69	5 <sup>3</sup> / <sub>4</sub> 146
RT635-OMP	30	14	3/8	10	.710	18	35	11	1000	69	3/8	3/8	RT603-OMP	22	10	1000	69	5 <sup>3</sup> / <sub>4</sub> 146
RT650-OMP	35	16	3/8	10	.710	18	50	15	1000	69	3/8	1/2	RT605-OMP	25	11	1000	69	7 <sup>3</sup> / <sub>4</sub> 197
RT825-OMP	31	14	1/2	13	.820	21	25	8	1000	69	1/2	1/2	RT802-OMP	23	10	1000	69	6 <sup>1</sup> / <sub>4</sub> 159
RT835-OMP	32	15	1/2	13	.820	21	35	11	1000	69	1/2	1/2	RT803-OMP	23	10	1000	69	6 <sup>1</sup> / <sub>4</sub> 159
<b>High Pressure Grease Reels</b> Maximum Temperature 150 °F (65 °C)																		
RT425-OHP	28	13	1/4	6	.580	15	25	8	5000	345	1/4	3/8	RT402-OHP	22	10	5000	345	5 <sup>3</sup> / <sub>4</sub> 146
RT435-OHP	30	14	1/4	6	.580	15	35	11	5000	345	1/4	3/8	RT403-OHP	22	10	5000	345	5 <sup>3</sup> / <sub>4</sub> 146
RT625-OHP	30	14	3/8	10	.730	19	25	8	4800	331	3/8	3/8	RT602-OHP	22	10	5000	345	5 <sup>3</sup> / <sub>4</sub> 146
RT635-OHP	34	15	3/8	10	.730	19	35	11	4800	331	3/8	1/2	RT603-OHP	22	10	5000	345	6 <sup>1</sup> / <sub>4</sub> 159
RT650-OHP	46	21	3/8	10	.730	19	50	15	4800	331	3/8	1/2	RT605-OHP	25	11	5000	345	7 <sup>3</sup> / <sub>4</sub> 197

Low pressure reels furnished standard with PVC hose. Medium pressure reels furnished standard with S.A.E. 100 R1T one wire braid hose or equivalent. High pressure reels furnished standard with S.A.E. 100 R2T two wire braid hose. Reference page 4 for guide arm positions.

Available Options

Mounting Brackets  
See page 47



Inlet Hose Assemblies  
See page 49




Replacement Bumpers  
See page 49



Replacement Hoses  
See page 50



Models listed with an icon can ship same day upon request when the order is received by 11:30 AM Eastern Time for quantities of 10 or fewer.

 Indiana Warehouse

 Indiana & California Warehouses

 California Warehouse

 Canadian Warehouse



# Compact, Versatile Reels | Series 4000 / 5000 / 5005

## Premium Duty Spring Retractable Reels

**Air/Water/Oil/Grease** - 1/4", 3/8", 1/2" I.D.

Series 4000, 5000 and 5005 reels are all-steel construction and compact for a wide range of applications with critical space requirements. A full flow shaft and swivel assures maximum product delivery. Guide arm adjusts to two positions.



4625 OLP

5635 OLP

5650 OLP

**Made in USA**

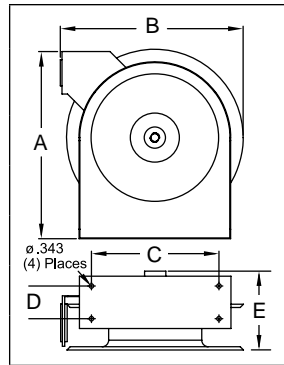


**Enclosed Reels**  
5435 ELP



**Air Vend Reels**  
AV4425 OLPBWR

**Enclosed Models:** Series 5000 E reels are the same as 5000 O reels except E Series reels are fully enclosed. To order, change the model number suffix letter O to E, Example: 5430 OHP becomes 5430 EHP. Add 8 lbs. to open reel weight. Enclosed version is only available for Series 5000 reels (size index 2 reels). Refer to reelcraft.com for dimensional information.



	Dimensions - Size Index							
	1		2		3		4	
	in	mm	in	mm	in	mm	in	mm
<b>A</b>	12 <sup>7</sup> / <sub>8</sub>	327	14 <sup>3</sup> / <sub>8</sub>	365	17 <sup>5</sup> / <sub>8</sub>	448	17 <sup>5</sup> / <sub>8</sub>	448
<b>B</b>	12 <sup>5</sup> / <sub>8</sub>	321	14 <sup>1</sup> / <sub>4</sub>	362	16 <sup>3</sup> / <sub>4</sub>	425	16 <sup>3</sup> / <sub>4</sub>	425
<b>C</b>	8	203	9 <sup>3</sup> / <sub>4</sub>	248	9 <sup>3</sup> / <sub>4</sub>	248	9 <sup>3</sup> / <sub>4</sub>	248
<b>D</b>	2 <sup>1</sup> / <sub>2</sub>	64	2 <sup>1</sup> / <sub>2</sub>	64	2 <sup>1</sup> / <sub>2</sub>	64	2 <sup>1</sup> / <sub>2</sub>	64
<b>E</b>	5 <sup>5</sup> / <sub>8</sub>	143	6 <sup>1</sup> / <sub>8</sub>	156	5 <sup>7</sup> / <sub>8</sub>	149	7 <sup>1</sup> / <sub>4</sub>	184

**NOTE:** See operating instructions for optimum mounting configuration.

Quiet latch with Hose	Ratchet latch with Hose	Shipping Weight	Hose I.D.	Hose O.D.	Hose Length	**Max Pressure	NPT(M) Hose Outlet	NPT(F) Reel Inlet	Quiet latch without hose or bumper	Shipping Weight	Pressure	Size Index #							
lbs	kg	in	mm	in	mm	ft	m	psi	bar	in	in	psi	bar						
<b>Low Pressure Air/Water Reels</b> Maximum Temperature 150 °F (65 °C) **Maximum working pressure at 70 °F (20 °C)																			
4420 OLP	-----	18	8	1/4	6	.475	12	20	6	300	21	1/4	3/8	4400 OLP	17	8	500	35	1
4425 OLP	<b>B4425 OLP</b>	19	9	1/4	6	.475	12	25	8	300	21	1/4	3/8	4400 OLP	17	8	500	35	1
4435 OLP	<b>B4435 OLP</b>	19	9	1/4	6	.475	12	35	11	300	21	1/4	3/8	4400 OLP	17	8	500	35	1
5450 OLP	<b>B5450 OLP</b>	26	12	1/4	6	.475	12	50	15	300	21	1/4	3/8	5400 OLP	20	9	500	35	2
4617 OLP	-----	19	9	3/8	10	.600	15	17	5	300	21	1/4	3/8	4600 OLP	17	8	500	35	1
4625 OLP	<b>B4625 OLP</b>	20	9	3/8	10	.600	15	25	8	300	21	1/4	3/8	4600 OLP	17	8	500	35	1
5635 OLP	<b>B5635 OLP</b>	25	11	3/8	10	.600	15	35	11	300	21	1/4	3/8	5600 OLP	21	10	500	35	2
5650 OLP	<b>B5650 OLP</b>	36	16	3/8	10	.600	15	50	15	300	21	1/4	3/8	5605 OLP	31	14	500	35	3
A5825 OLP	<b>B5825 OLP</b>	27	12	1/2	13	.750	19	25	8	300	21	1/2	3/8	A5800 OLP	22	10	500	35	2
A5835 OLP	<b>B5835 OLP</b>	39	18	1/2	13	.750	19	35	11	300	21	1/2	3/8	A5805 OLP	32	15	500	35	3
A5850 OLP	<b>B5850 OLP</b>	41	19	1/2	13	.750	19	50	15	300	21	1/2	3/8	A5806 OLP	35	16	500	35	4
<b>Medium Pressure Oil Reels</b> Maximum Temperature 210 °F (99 °C)																			
5435 OMP	<b>B5435 OMP</b>	31	14	1/4	6	.530	13	35	11	2750	190	1/4	3/8	5400 OMP	23	10	3000	207	2
5630 OMP	<b>B5630 OMP</b>	31	14	3/8	10	.690	18	30	9	2600	179	3/8	3/8	5600 OMP	24	11	3000	207	2
A5825 OMP*	<b>B5825 OMP*</b>	34	15	1/2	13	.820	21	25	8	3250	224	1/2	3/8	A5800 OMP	24	11	3250	224	2
A5835 OMP	<b>B5835 OMP</b>	42	19	1/2	13	.820	21	35	11	3250	224	1/2	3/8	A5805 OMP	32	15	3250	224	3
<b>High Pressure Grease Reels</b> Maximum Temperature 210 °F (99 °C)																			
5430 OHP	-----	30	14	1/4	6	.580	15	30	9	5000	345	1/4	1/4	5400 OHP	23	10	5000	345	2
5435 OHP	<b>B5435 OHP</b>	39	18	1/4	6	.580	15	35	11	5000	345	1/4	1/4	5405 OHP	33	15	5000	345	3
5625 OHP	<b>B5625 OHP</b>	32	15	3/8	10	.730	19	25	8	4800	331	1/4	1/4	5600 OHP	26	12	5000	345	2
*Floor tank mount only - do not mount on ceiling. Low pressure reels furnished standard with PVC hose. Compressed air hoses should not be converted to oxygen service - may cause explosion when O <sub>2</sub> mixes with fuel. Medium pressure reels furnished standard with S.A.E. 100 R1T one wire braid hose. High pressure reels furnished standard with S.A.E. 100 R2T two wire braid hose. Reference page 4 for guide arm positions.																			

**Available Options**

**Mounting Brackets**  
See page 47

**Inlet Hose Assemblies**  
See page 49

**Replacement Bumpers**  
See page 49

**Replacement Hoses**  
See page 50

Models listed with an icon can ship same day upon request when the order is received by 11:30 AM Eastern Time for quantities of 10 or fewer.

Indiana Warehouse Indiana & California Warehouses California Warehouse Canadian Warehouse

Customer Service: 1.855.634.9109  
All Other Calls: 1.800.444.3134



# Heavy Duty Hose Reels | Series 7000



Made  
in USA

7850 OLP

## Heavy Duty Spring Retractable Hose Reels

**Air/Water/Oil/Grease** - 1/4", 3/8", 1/2", 3/4" I.D.

Series 7000 is very robust and ideal for the most demanding applications. The reel's base and guide arm are formed from high-grade steel and engineered with structural forms and gussets to yield the greatest amount of strength. The standard low pressure hose is for air or water service only. The basic reel without hose can be used for air, water or oil. Consult Reelcraft for other products and hoses. Guide arm adjusts to 7 positions.

Dimensions	7000 O				7000 E				
	in		mm		in		mm		
	<b>A</b>	20 <sup>1</sup> / <sub>4</sub>	514	20 <sup>7</sup> / <sub>8</sub>	530	<b>B</b>	19 <sup>3</sup> / <sub>4</sub>	502	21 <sup>1</sup> / <sub>8</sub>
<b>C</b>	7 <sup>13</sup> / <sub>16</sub>	198	7 <sup>13</sup> / <sub>16</sub>	198	<b>D</b>	3 <sup>7</sup> / <sub>8</sub>	98	3 <sup>7</sup> / <sub>8</sub>	98
<b>E</b>	7	178	7 <sup>5</sup> / <sub>8</sub>	194					

For all metric thread connections over 1/2" add the suffix number 70 to indicate BSPT threads - example 7900 OLP70.

### Applications

- Industrial
- Automotive service centers
- Transmission shops
- Fleet maintenance facilities
- Pneumatic tools
- Aircraft maintenance
- Tire stores
- Agriculture
- Service trucks
- Wash down

### Enclosed Reels



Series 7000 E reels are the same as 7000 O reels except **E Series reels are fully enclosed**. To order, change the model number suffix letter O to E. Example, 7650 OHP becomes 7650 EHP. Add 17 lbs. to open reel weight.

Model with Hose	Shipping Weight		Hose I.D.		Hose O.D.		Hose Length		**Max Pressure		NPT(M) Hose Outlet		NPT(F) Reel Inlet		Model without hose & bumper		Shipping Weight		Pressure		
	lbs	kg	in	mm	in	mm	ft	m	psi	bar	in	in	in	in	lbs	kg	psi	bar			
<b>Low Pressure Air/Water Reels</b> Maximum Temperature 150 °F (65 °C) **Maximum working pressure at 70 °F (20 °C)																					
OS 7650 OLP	43	20	3/8	10	.600	15	50	15	300	21	1/4	1/2	7600 OLP	40	18	500	35				
OS 7670 OLP	47	21	3/8	10	.600	15	70	22	300	21	1/4	1/2	7607 OLP	40	18	500	35				
OS 7850 OLP	47	21	1/2	13	.750	19	50	15	300	21	3/8	1/2	7800 OLP	41	19	500	35				
OS 7850 OLP121	47	21	1/2	13	.750	19	50	15	300	21	1/2	1/2	7800 OLP	41	19	500	35				
OS 7850 OLP5W57	47	21	1/2	13	.750	19	50	15	300	21	3/4 NH	1/2	7800 OLP	41	19	500	35				
OS 7925 OLP	47	21	3/4	19	1.075	27	25	8	250	17	3/4	3/4	7900 OLP	44	20	500	35				
OS F7925 OLP*	47	21	3/4	19	1.075	27	25	8	50	3	3/4	3/4	F7900 OLP	45	20	500	35				
<b>Medium Pressure Oil Reels</b> Maximum Temperature 210 °F (99 °C)																					
OS 7650 OMP	55	25	3/8	10	.690	18	50	15	2600	179	3/8	1/2	7600 OMP	43	20	3000	207				
OS 7850 OMP	57	26	1/2	13	.820	21	50	15	3250	224	1/2	1/2	7800 OMP	43	20	3250	224				
<b>High Pressure Grease Reels</b> Maximum Temperature 210 °F (99 °C)																					
CA 7450 OHP	55	25	1/4	6	.580	15	50	15	5000	345	1/4	1/2	7400 OHP	43	20	5000	345				
OS 7650 OHP	60	27	3/8	10	.730	19	50	15	4800	331	1/4	1/2	7600 OHP	46	21	5000	345				

Low pressure reels furnished standard with PVC hose. Medium pressure reels furnished standard with S.A.E. 100 R1T one wire braid hose. High pressure reels furnished standard with S.A.E. 100 R2T two wire braid hose. For hydraulic or other applications please consult manufacturer. \*Series F7925 OLP supplied with UL330 and UCL approved fuel grade hose with a 250 psi (17 bar) minimum burst. Reference page 4 for guide arm positions.

Available Options

Mounting Brackets  
See page 47



Inlet Hose Assemblies  
See page 49



Replacement Bumpers  
See page 49



Replacement Hoses  
See page 50



Models listed with an icon can ship same day upon request when the order is received by 11:30 AM Eastern Time for quantities of 10 or fewer.

IN Indiana Warehouse

CA Indiana & California Warehouses

CA California Warehouse


CA Canadian Warehouse

# Compact, Dual Pedestal Reels | Series DP5000 / DP7000

## Heavy Duty Spring Retractable Hose Reels

**Air/Water/Oil/Grease** - 1/4", 3/8", 1/2" I.D.

Reelcraft's new compact dual pedestal Series DP5000 and DP7000 feature an innovative, non-welded, interlocking base. Independent testing to military standards has proven the reel stand up to heavy vibration, which makes them especially strong and ideal for truck-mounted applications. Superbly engineered dual pedestal base and guide arm are structurally reinforced. All-steel construction and a baked-on powder coat finish combine to produce a rugged corrosion-resistant product suitable for a wide variety of heavy duty applications.



DP5835 OLP

**Made in USA**

DP7850 OLP

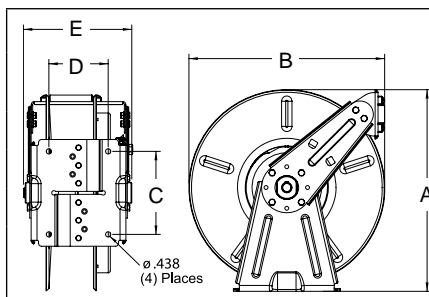
**Meets or exceeds military vibration for Truck Transport test MIL-STD-810F 500,000 mile equivalent**

### ✓ Superior corrosion-resistance

A double adhesive gasket seals the spring case. Steel parts are powder coated to provide excellent protection against weathering.

### ✓ Ease of operation

The latch pawl is mounted on the guide arm to prevent latch out at full extension. The high impact, nylon-filled guide rollers make retraction and pay out nearly effortless.



	Dimensions - Size Index			
	1	2	3	4
	in mm	in mm	in mm	in mm
<b>A</b>	16 <sup>3</sup> / <sub>8</sub> 416	16 <sup>3</sup> / <sub>8</sub> 416	17 432	17 432
<b>B</b>	14 <sup>3</sup> / <sub>8</sub> 365	14 <sup>3</sup> / <sub>8</sub> 365	16 <sup>1</sup> / <sub>2</sub> 419	16 <sup>1</sup> / <sub>2</sub> 419
<b>C</b>	7 178	7 178	7 178	7 178
<b>D</b>	4 102	5 127	4 102	5 127
<b>E</b>	8 203	9 229	8 203	9 229

Model with Hose	Shipping Weight		Hose I.D.		Hose O.D.		Hose Length		**Max Pressure		NPT(M) Hose Outlet		NPT(F) Reel Inlet		Model without hose & bumper		Shipping Weight		Pressure		Size Index #
	lbs	kg	in	mm	in	mm	ft	m	psi	bar	in	in	in	in	lbs	kg	psi	bar			
<b>Low Pressure Air/Water Reels</b> Maximum Temperature 150 °F (65 °C) w/hose / 210 °F (99 °C) w/o hose **Maximum working pressure at 70 °F (20 °C)																					
DP5435 OLP	34	15	1/4	6	.475	12	35	11	300	21	1/4	1/2	DP5400 OLP	29	13	500	35	1			
DP5450 OLP	37	17	1/4	6	.475	12	50	15	300	21	1/4	1/2	DP5400 OLP	29	13	500	35	1			
DP7450 OLP	46	21	1/4	6	.475	12	50	15	300	21	1/4	1/2	DP7400 OLP	44	20	500	35	3			
DP5635 OLP	41	19	3/8	10	.600	15	35	11	300	21	1/4	1/2	DP5600 OLP	37	17	500	35	1			
DP5650 OLP	44	20	3/8	10	.600	15	50	15	300	21	1/4	1/2	DP5605 OLP	38	17	500	35	2			
DP7650 OLP	50	23	3/8	10	.600	15	50	15	300	21	1/4	1/2	DP7600 OLP	44	20	500	35	3			
DP5835 OLP	52	24	1/2	13	.750	19	35	11	300	21	3/8	1/2	DP5800 OLP	38	17	500	35	2			
DP7850 OLP	53	24	1/2	13	.750	19	50	15	300	21	3/8	1/2	DP7800 OLP	45	20	500	35	4			
DP7850 OLP121	53	24	1/2	13	.750	19	50	15	300	21	1/2	1/2	DP7800 OLP	45	20	500	35	4			
<b>Medium Pressure Oil Reels</b> Maximum Temperature 210 °F (99 °C)																					
DP7650 OMP	55	25	3/8	10	.690	18	50	15	2600	179	3/8	1/2	DP7600 OMP	45	20	3000	207	3			
DP5835 OMP	54	24	1/2	13	.820	21	35	11	3250	224	1/2	1/2	DP5800 OMP	40	18	3250	224	2			
DP7850 OMP	64	29	1/2	13	.820	21	50	15	3250	224	1/2	1/2	DP7800 OMP	45	20	3250	224	4			
<b>High Pressure Grease Reels</b> Maximum Temperature 210 °F (99 °C)																					
DP7450 OHP	59	27	1/4	6	.580	15	50	15	5000	345	1/4	1/2	DP7400 OHP	44	20	5000	345	3			
DP5635 OHP	43	20	3/8	10	.730	19	35	11	4800	331	3/8	1/2	DP5600 OHP	40	18	5000	345	2			
DP7650 OHP	65	29	3/8	10	.730	19	50	15	4800	331	1/4	1/2	DP7600 OHP	46	21	5000	345	3			

Low pressure reels furnished standard with PVC hose. Medium pressure reels furnished standard with S.A.E. 100 R1T one wire braid hose. High pressure reels furnished standard with S.A.E. 100 R2T two wire braid hose. Reference page 4 for guide arm positions.

<b>Available Options</b>	<b>Mounting Brackets</b> See page 47	<b>Inlet Hose Assemblies</b> See page 49	<b>Replacement Bumpers</b> See page 49	<b>Replacement Hoses</b> See page 50
--------------------------	---	---	---	---

Models listed with an icon can ship same day upon request when the order is received by 11:30 AM Eastern Time for quantities of 10 or fewer.

Indiana Warehouse Indiana & California Warehouses California Warehouse Canadian Warehouse

Customer Service: 1.855.634.9109  
All Other Calls: 1.800.444.3134





# Heavy Duty Mobile Base Hose Reels | Series HD70000



**NEW!**

HD76100 OLP

## Heavy Duty Spring Retractable Reels Air/Water/Oil/Grease - 1/4", 3/8", 1/2", 3/4" I.D.

Reelcraft's new Series HD70000 hose reels are designed to accommodate up to 100' of 3/8" I.D. hose or 75' of 1/2" I.D. hose. The heavy duty base design, all steel construction and a baked-on powder coat finish combine to produce a rugged, corrosion-resistant product. A newly redesigned latching mechanism provides longer service life of the latch components. The one piece guide roller design and stainless steel pins offer greater strength and easier serviceability. The high quality, die cast aluminum hub and two sealed ball bearings produce a smoother spool rotation and easier operation

	Dimensions - Size Index			
	1		2	
	in	mm	in	mm
A	20 <sup>1</sup> / <sub>4</sub>	514	20 <sup>1</sup> / <sub>4</sub>	514
B	19 <sup>3</sup> / <sub>4</sub>	502	19 <sup>3</sup> / <sub>4</sub>	502
C	7 <sup>13</sup> / <sub>16</sub>	198	7 <sup>13</sup> / <sub>16</sub>	198
D	3 <sup>7</sup> / <sub>8</sub>	98	3 <sup>7</sup> / <sub>8</sub>	98
E	7	178	8 <sup>1</sup> / <sub>4</sub>	210

- **Compact design** - Reels are 25% smaller than our heavy duty Series 80000 reels.
- **Drive spring** - The containerized drive spring offers easier handling during maintenance (size index 2 models only).
- **Versatility** - The guide arm adjusts to seven different positions for versatile mounting and a wide range of applications.

**Made in USA**

Model with Hose	Shipping Weight		Hose I.D.		Hose O.D.		Hose Length		**Max Pressure		NPT(M) Hose Outlet	NPT(F) Reel Inlet	Model without hose & bumper	Shipping Weight		Pressure		Size Index #	
	lbs	kg	in	mm	in	mm	ft	m	psi	bar	in	in		lbs	kg	psi	bar		
<b>Low Pressure Air/Water Reels</b> Maximum Temperature 150 °F (65 °C) w/hose / 210 °F (99 °C) w/o hose **Maximum working pressure at 70 °F (20 °C)																			
HD76050 OLP	45	20	3/8	10	.600	15	50	15	300	21	1/4	1/2	HD76000 OLP	42	19	500	35	1	
HD76070 OLP	49	22	3/8	10	.600	15	70	21	300	21	1/4	1/2	HD76000 OLP	42	19	500	35	1	
OS HD76075 OLP	65	29	3/8	10	.600	15	75	23	300	21	1/4	1/2	HD76005 OLP	56	25	500	35	2	
OS HD76100 OLP	75	34	3/8	10	.600	15	100	30	300	21	1/4	1/2	HD76005 OLP	56	25	500	35	2	
OS HD78050 OLP	49	22	1/2	13	.750	19	50	15	300	21	3/8	1/2	HD78000 OLP	43	20	500	35	1	
OS HD78075 OLP	73	33	1/2	13	.750	19	75	23	300	21	3/8	1/2	HD78005 OLP	58	26	500	35	2	
HD79025 OLP	49	27	3/4	19	1.075	27	25	8	250	17	3/4	3/4	HD79000 OLP	46	21	500	35	1	
<b>Medium Pressure Oil Reels</b> Maximum Temperature 210 °F (99 °C)																			
HD76050 OMP	57	26	3/8	10	.690	18	50	15	2600	179	3/8	1/2	HD76000 OMP	45	20	3000	207	1	
HD76075 OMP	85	39	3/8	10	.690	18	75	23	2600	179	3/8	1/2	HD76005 OMP	60	27	3000	207	2	
OS HD78050 OMP	59	27	1/2	13	.820	21	50	15	3250	224	1/2	1/2	HD78000 OMP	43	20	3250	224	1	
OS HD78065 OMP	78	35	1/2	13	.820	21	65	20	3250	224	1/2	1/2	HD78005 OMP	60	27	3250	224	2	
<b>High Pressure Grease Reels</b> Maximum Temperature 210 °F (99 °C)																			
HD74050 OHP	57	26	1/4	6	.580	15	50	15	5000	345	1/4	1/2	HD74000 OHP	45	20	5000	345	1	
HD74075 OHP	80	36	1/4	6	.580	15	75	23	5000	345	1/4	1/2	HD74005 OHP	60	27	5000	345	2	
HD74100 OHP	86	39	1/4	6	.580	15	100	30	5000	345	1/4	1/2	HD74005 OHP	60	27	5000	345	2	
HD76050 OHP	62	28	3/8	10	.730	19	50	15	4800	331	1/4	1/2	HD76000 OHP	48	22	5000	345	1	
HD76075 OHP	90	41	3/8	10	.730	19	75	23	4800	331	1/4	1/2	HD76005 OHP	60	27	5000	345	2	

Low pressure reels furnished standard with PVC hose. Medium pressure reels furnished standard with S.A.E. 100 R1T one wire braid hose. High pressure reels furnished standard with S.A.E. 100 R2T two wire braid hose. Reference page 4 for guide arm positions.

<p><b>Available Options</b></p>	<p><b>Optional Roller Guides</b> See page 47</p>	<p><b>Inlet Hose Assemblies</b> See page 49</p>	<p><b>Replacement Bumpers</b> See page 49</p>	<p><b>Replacement Hoses</b> See page 50</p>
---------------------------------	--	---	---	---

Models listed with an icon can ship same day upon request when the order is received by 11:30 AM Eastern Time for quantities of 10 or fewer.

Indiana Warehouse Indiana & California Warehouses California Warehouse Canadian Warehouse

## Heavy Duty Spring Retractable Reels

### Air/Water/Oil/Grease - 3/8", 1/2", 3/4", 1" I.D.

Reelcraft's Series 80000 and D80000 spring retractable reels incorporate the most current design and manufacturing techniques to increase service life and performance. The all-steel construction and a baked-on powder coat finish combine to produce a rugged, corrosion-resistant product suitable for a wide variety of heavy duty applications. Series D80000 reels are also supplied with Reelcraft's ball-bearing style swivel.

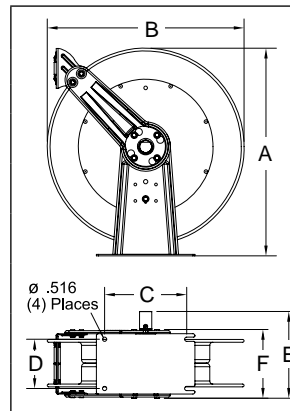


82100 OLP

### FEATURES

- ✓ Hose anti latch-out feature ensures hose retracts every time.
- ✓ Guide arm is field adjustable for wall, ceiling, or truck mounting positions.
- ✓ Dual pedestal base and guide arm design are structurally reinforced.
- ✓ Five-in-one, heat-treated aluminium casting incorporates main shaft, ratchet, spring arbor and inlet/outlet plumbing in one-piece casting.
- ✓ Containerized spring assembly provides safer and easier handling during maintenance.
- ✓ Two sealed ball bearings for smooth rotation of main shaft.

	Dimensions - Size Index					
	1		2		3	
	in	mm	in	mm	in	mm
<b>A</b>	25 <sup>3</sup> / <sub>8</sub>	645	25 <sup>3</sup> / <sub>8</sub>	645	25 <sup>3</sup> / <sub>8</sub>	645
<b>B</b>	24	610	24	610	24	610
<b>C</b>	10	254	10 <sup>1</sup> / <sub>2</sub>	267	10 <sup>1</sup> / <sub>2</sub>	267
<b>D</b>	6	152	7 <sup>7</sup> / <sub>8</sub>	200	7 <sup>7</sup> / <sub>8</sub>	200
<b>E</b>	10 <sup>1</sup> / <sub>2</sub>	267	13	330	15 <sup>3</sup> / <sub>4</sub>	400
<b>F</b>	8 <sup>1</sup> / <sub>8</sub>	206	10 <sup>3</sup> / <sub>8</sub>	264	10 <sup>3</sup> / <sub>8</sub>	264



Model with Hose	Shipping Weight		Hose I.D.		Hose O.D.		Hose Length		**Max Pressure	NPT(M) Hose Outlet	NPT(F) Reel Inlet	Model without hose & bumper	Shipping Weight		Pressure		Size Index #	
	lbs	kg	in	mm	in	mm	ft	m	psi	bar	in		in	lbs	kg	psi		bar
<b>Low Pressure Air/Water Reels</b> Maximum Temperature 150 °F (65 °C) w/hose / 210 °F (99 °C) w/o hose **Maximum working pressure at 70 °F (20 °C)																		
<b>81100 OLP</b>	82	37	3/8	10	.600	15	100	30	300	21	3/8	1/2	<b>81000 OLP</b>	77	35	500	35	1
<b>82075 OLP</b>	87	39	1/2	13	.750	19	75	23	300	21	1/2	1/2	<b>82000 OLP</b>	82	37	500	35	1
<b>82100 OLP</b>	95	43	1/2	13	.750	19	100	30	300	21	1/2	1/2	<b>82000 OLP</b>	82	37	500	35	1
<b>83050 OLP</b>	88	40	3/4	19	1.075	27	50	15	250	17	3/4	3/4	<b>83000 OLP</b>	77	35	500	35	1
<b>F83050 OLP*</b>	89	41	3/4	19	1.075	27	50	15	50	3	3/4	3/4	<b>F83000 OLP</b>	74	34	500	35	1
<b>D83075 OLP</b>	102	46	3/4	19	1.075	27	75	23	250	17	3/4	3/4	<b>D83000 OLP</b>	83	38	500	35	2
<b>D84050 OLP</b>	103	47	1	25	1.375	35	50	15	250	17	3/4	1	<b>D84000 OLP</b>	91	41	500	35	3
<b>Medium Pressure Oil Reels</b> Maximum Temperature 210 °F (99 °C)																		
<b>82075 OMP</b>	101	46	1/2	13	.850	22	75	23	2000	138	1/2	1/2	<b>82000 OMP</b>	82	37	2000	138	1
<b>83050 OMP</b>	98	44	3/4	19	1.188	30	50	15	1250	86	3/4	3/4	<b>83000 OMP</b>	84	38	1500	104	1
<b>High Pressure Grease Reels</b> Maximum Temperature 210 °F (99 °C)																		
<b>81075 OHP</b>	111	50	3/8	10	.730	19	75	23	4800	331	3/8	3/8	<b>81000 OHP</b>	85	39	5000	345	1
<b>81100 OHP</b>	127	58	3/8	10	.730	19	100	30	4800	331	3/8	3/8	<b>81000 OHP</b>	85	39	5000	345	1

\*Model F83050 OLP equipped with UL330 and ULC approved fuel grade hose. 250 psi (17 bar) minimum burst. For all metric thread connections over 1/2" add the suffix number 70 to indicate BSPT threads - example 83050 OLP70. Low pressure reels furnished standard with PVC hose. Medium pressure reels are furnished standard with S.A.E. 100 R1T one wire braid hose. High pressure reels furnished standard with SAE 100 R2T two wire braid hose. Modifications: Reels without hose can be modified to handle gasoline and diesel fuel. To order, place prefix "F" before model number (F83000 OLP). Reference page 4 for guide arm positions.

<b>Available Options</b>	<b>Mounting Brackets</b> See page 47		<b>Inlet Hose Assemblies</b> See page 49		<b>Replacement Bumpers</b> See page 49		<b>Replacement Hoses</b> See page 50	
--------------------------	---	--	---	--	---	--	---	--

Models listed with an icon can ship same day upon request when the order is received by 11:30 AM Eastern Time for quantities of 10 or fewer.

Indiana Warehouse    Indiana & California Warehouses    California Warehouse    Canadian Warehouse

# Low Profile Hose Reels | Series SD10000



SD13050 OLP

## Spring Retractable Low Profile Reels Air/Water/Oil/Vacuum Recovery - 3/4", 1" I.D.

Series SD10000 hose reels are designed to facilitate larger diameter 3/4" and 1" hose up to 50 ft. They feature a high quality external drive spring and a heavy gauge all-bolted together frame. This is the most compact reel in its class, making it ideal for mounting in truck cabinets or other areas where space is limited.

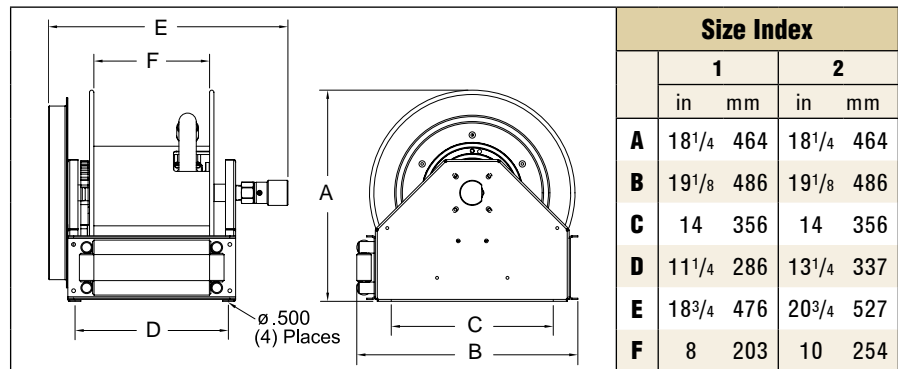
### SPECIFICATIONS

- High impact UHMW guide rollers
- Corrosion resistant powder coat paint
- 1 3/8" solid main shaft
- Four 5/8" tie rods maintain reel integrity and provide added support
- Containerized external drive spring assembly is easily and safely serviced
- Ultra low profile design for mounting in cabinetry
- Ductile iron fluid path parts
- Stainless latch spring and widened aluminum ratchet/pawl
- Torsion spring for longer service life

Made in USA 

### FEATURES

- ✓ Reel features extreme space saving design, ideal for applications with minimal space constraints.
- ✓ Reel is built with high quality industrial grade components for superior strength and design.



All models are bottom wind unless otherwise specified. Additional bracket required for other guide arm positions.

Model with Hose	Shipping Weight		Hose I.D.		Hose O.D.		Hose Length		**Max Pressure		NPT(M) Hose Outlet	NPT(F) Reel Inlet	Model without hose & bumper	Shipping Weight		Pressure		Size Index #
	lbs	kg	in	mm	in	mm	ft	m	psi	bar	in	in		lbs	kg	psi	bar	
<b>Low Pressure Air/Water Reels</b> Maximum Temperature 150 °F (65 °C) **Maximum working pressure at 70 °F (20 °C)																		
SD13035 OLP	95	43	3/4	19	1.188	30	35	11	250	17	3/4	1	SD13000 OLP	85	39	500	35	1
SD13050 OLP	105	48	3/4	19	1.188	30	50	15	250	17	3/4	1	SD13000 OLP	85	39	500	35	1
SD14035 OLP	102	46	1	25	1.375	35	35	11	250	17	3/4	1	SD14000 OLP	85	39	500	35	1
SD14050 OLP	125	57	1	25	1.375	35	50	15	250	17	3/4	1	SD14005 OLP	92	42	500	35	2
<b>Medium Pressure Oil Reels</b> Maximum Temperature 210 °F (99 °C)																		
SD13035 OMP	95	43	3/4	19	1.188	30	35	11	1250	86	3/4	1	SD13000 OMP	85	39	3000	207	1
SD13050 OMP	105	48	3/4	19	1.188	30	50	15	1250	86	3/4	1	SD13000 OMP	85	39	3000	207	1
<b>Vacuum Recovery Reels</b> Maximum Temperature 210 °F (99 °C)																		
SD13035 OVP	95	43	3/4	19	1.260	32	35	11	28 Hg~300 psi		3/4	1	SD13000 OVP	85	39	28 Hg~300 psi		1
SD13050 OVP	105	48	3/4	19	1.260	32	50	15	28 Hg~300 psi		3/4	1	SD13000 OVP	85	39	28 Hg~300 psi		1
SD14035 OVP	102	46	1	25	1.496	38	35	11	28 Hg~250 psi		1	1	SD14000 OVP	85	39	28 Hg~300 psi		1
SD14050 OVP	125	57	1	25	1.496	38	50	15	28 Hg~250 psi		1	1	SD14005 OVP	92	42	28 Hg~300 psi		2

NOTE: Vacuum recovery reel capacities based on using SAE 100 R4 hose or equivalent. Maximum O.D. is 1.500".

Available Options

Optional Roller Guides  
See page 47 

Inlet Hose Assemblies  
See page 49 

Replacement Bumpers  
See page 49 

Replacement Hoses  
See page 50 

Models listed with an icon can ship same day upon request when the order is received by 11:30 AM Eastern Time for quantities of 10 or fewer.

 Indiana Warehouse

 Indiana & California Warehouses

 California Warehouse

 Canadian Warehouse



## Ultimate Duty Spring Retractable Reels

**Air/Water/Oil/Grease** - 3/8", 1/2", 3/4", 1", 1 1/4", 1 1/2" I.D.

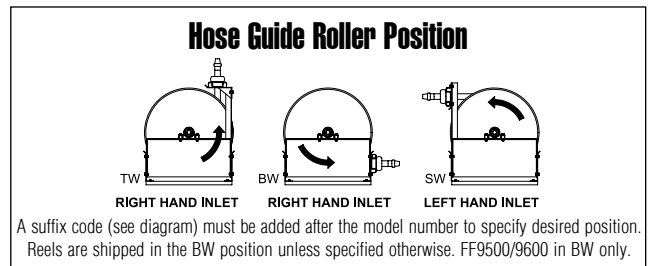
Series 9000 mobile base reels offer the greatest amount of stability for high volume air, water, diesel fuel and gasoline. Ideal for portable service trucks, permanent service or plant work areas. A durable baked-on powder coat finish produces a rugged corrosion resistant product suitable for a wide variety of heavy duty applications. Basic reels without hose will handle air, water or oil; consult Reelcraft for other applications.

Made  
in USA



D9350 OLPBW

Dimensions - Size Index	Dimensions - Size Index					
	1		2		3	
	in	mm	in	mm	in	mm
<b>A</b>	26 <sup>3</sup> / <sub>8</sub>	670	26 <sup>3</sup> / <sub>8</sub>	670	26 <sup>3</sup> / <sub>8</sub>	670
<b>B</b>	26 <sup>1</sup> / <sub>4</sub>	667	26 <sup>1</sup> / <sub>4</sub>	667	26 <sup>1</sup> / <sub>4</sub>	667
<b>C</b>	22 <sup>1</sup> / <sub>4</sub>	565	22 <sup>1</sup> / <sub>4</sub>	565	22 <sup>1</sup> / <sub>4</sub>	565
<b>D</b>	7 <sup>3</sup> / <sub>4</sub>	197	13 <sup>1</sup> / <sub>2</sub>	343	7 <sup>3</sup> / <sub>4</sub>	197
<b>E</b>	12	305	17 <sup>3</sup> / <sub>4</sub>	451	13 <sup>3</sup> / <sub>8</sub>	340
<b>F</b>	24 <sup>1</sup> / <sub>8</sub>	613	24 <sup>1</sup> / <sub>8</sub>	613	24 <sup>1</sup> / <sub>8</sub>	613
<b>G</b>	4 <sup>3</sup> / <sub>4</sub>	121	3 <sup>7</sup> / <sub>8</sub>	98	4 <sup>1</sup> / <sub>2</sub>	114



Model with Hose	Shipping Weight		Hose I.D.		Hose O.D.		Hose Length		**Max Pressure		NPT(M) Hose Outlet	NPT(F) Reel Inlet	Model without hose & bumper	Shipping Weight		Pressure	Size Index #	
	lbs	kg	in	mm	in	mm	ft	m	psi	bar	in	in		lbs	kg			psi
<b>Low Pressure Air/Water Reels</b> Maximum Temperature 150 °F (65 °C)    **Maximum working pressure at 70 °F (20 °C)																		
D9275 OLP	122	55	1/2	13	.750	19	75	23	300	21	1/2	1/2	D9200 OLP	115	52	500	35	1
D9299 OLP	127	58	1/2	13	.750	19	100	30	300	21	1/2	1/2	D9205 OLP	115	52	500	35	1
D9350 OLP	140	64	3/4	19	1.075	27	50	15	250	17	3/4	3/4	D9300 OLP	115	52	500	35	1
D9375 OLP	152	69	3/4	19	1.075	27	75	23	250	17	3/4	3/4	D9300 OLP	115	52	500	35	1
D9399 OLPBW	143	65	3/4	19	1.075	27	100	30	250	17	3/4	3/4	D9305 OLPBW	115	52	500	35	3
D9450 OLP	157	71	1	25	1.375	35	50	15	250	17	3/4	1	D9400 OLP	115	52	500	35	1
D9465 OLPBW	164	74	1	25	1.375	35	65	20	250	17	3/4	1	D9405 OLPBW	115	52	500	35	3
Not available with hose			1 1/4	32	1.750	44	50	15	---	---	---	1 1/2	FF9500 OLPBW	125	57	600	41	2
Not available with hose			1 1/2	38	2.000	51	50	15	---	---	---	1 1/2	FF9600 OLPBW	135	61	600	41	2
<b>Medium Pressure Oil Reels</b> Maximum Temperature 210 °F (99 °C)																		
D9275 OMP	131	59	1/2	13	.820	21	75	23	3250	224	1/2	1/2	D9200 OMP	117	53	3250	224	1
D9350 OMP	142	64	3/4	19	1.188	30	50	15	1250	86	3/4	3/4	D9300 OMP	117	53	3000	207	1
E9450 OMP	160	73	1	25	1.480	38	50	15	3250	224	1	1	E9400 OMP	120	54	3250	224	1
<b>High Pressure Grease Reels</b> Maximum Temperature 210 °F (99 °C)																		
D9175 OHP	153	69	3/8	10	.730	19	75	23	4800	331	3/8	1/2	D9100 OHP	118	54	5000	345	1

Low pressure reels furnished standard with PVC hose. Medium pressure reels are furnished standard with S.A.E. 100 R1T one wire braid hose. High pressure reels furnished standard with SAE 100 R2T two wire braid hose. For all metric thread connections over 1/2" add the suffix number 70 to indicate BSPT threads - example D9300 OLP70. FF9500 and FF9600 models will have BSPP threads. **Note: Change prefix from D to E to specify our heavy duty model with larger spring capacity, additional seals and grease fittings. Not available on FF9500 or FF9600.** Modification: Reels without hose can be modified to handle gasoline and diesel fuel, to order place prefix "F" before model number - example (FD9300 OLP). Reference page 4 for guide arm positions.

<b>Available Options</b>	<b>Optional Roller Guides</b> See page 47	<b>Inlet Hose Assemblies</b> See page 49	<b>Replacement Bumpers</b> See page 49	<b>Replacement Hoses</b> See page 50
--------------------------	--	---	---	---

Models listed with an icon can ship same day upon request when the order is received by 11:30 AM Eastern Time for quantities of 10 or fewer.

Indiana Warehouse    Indiana & California Warehouses    California Warehouse    Canadian Warehouse

Customer Service: 1.855.634.9109  
All Other Calls: 1.800.444.3134



# Large Frame Hose Reels | Series 3100 / 4800

Twin hose models are available as standard.



Nordic Series 4800



## Spring Driven Large Frame Reels Nordic Series 3100 & 4800

1/2", 3/4", 1" or 1 1/2" Fluid Path for 1/2" through 1 1/2" I.D. Hose

**Inlet:** 1/2" up to 1" female/male NPT 90° swivel joint.

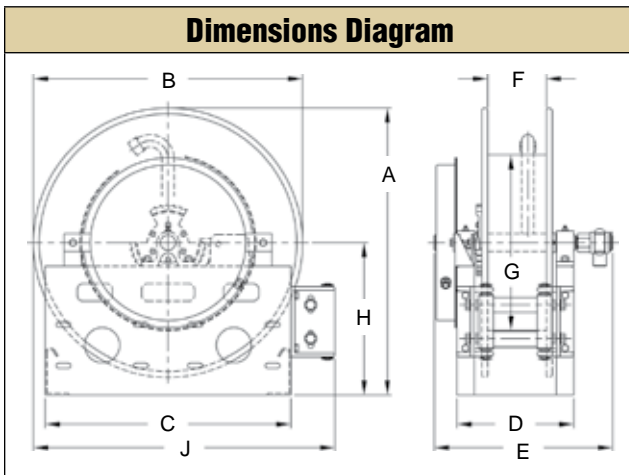
**Gooseneck:** 1/2" up to 1" female/male NPT. **Series 3100** reels handle hose from 1/4" through 1" I.D. **Series 4830** reels handle hose from 1/2" through 1" I.D. Inlet is 1/2" up to 1" female/male NPT 90° swivel joint. Gooseneck is 1/2" up to 1" female/male NPT. **Series 4800** reels handle hose from 1" through 1 1/2" I.D. 2" straight grooved fitting x 1 1/2" NPT female inlet is standard. Gooseneck is 1" to 1 1/2" female/male NPT.

**Roller position:** You must specify roller position BW, SW or TW. If roller position is not specified, reels will be shipped with rollers in position BW, see page 15.

**Series 3100 / 4830** product temperatures from -50 °F to +225 °F and standard pressures to 3000 psi. **Series 4800** product temperatures from -50 °F to +225 °F at standard pressures to 300 psi for 2" and 600 psi for 1 1/2" I.D. hose. Reels to operate at other temperatures or pressures can be furnished at extra cost. Consult manufacturer. The standard color for this series is red or gray.

**Hose stop:** A hose stop should be used to prevent damage to rollers and nozzles and to permit adjustment of free hose length. See description on page 49. Hose stops are available at extra cost.

**Note:** Other sizes and/or threads can be furnished for gooseneck when specified.



Hose I.D.	in mm	1/2	3/4	1	1 1/4	1 1/2	Specification - Hose Capacity and Reel Dimensions *20" (508 mm) diameter drum on Model #4830-31-10 for 1/2" and 3/4" hose										
		19	19	25	32	38											
Hose O.D.	in mm	7/8	1 9/32	1 9/16	1 13/16	2 1/16											
		22	33	40	46	52											
Model	Hose Length					Est. Weight	A	B	C	D	E	F	G	H	J		
3101-19-4	ft	30	25	15			90 LB	in	22.5	19	21	9	15.5	4	11.25	13	25
	m	9	8	5			41 KG	mm	572	483	533	229	394	102	286	330	635
3101-23-4	ft	60	40	25			93 LB	in	24.5	23	21	9	15.5	4	11.25	13	26
	m	18	12	8			42 KG	mm	622	584	533	229	394	102	286	330	660
3101-23-6	ft	100	65	60			95 LB	in	24.5	23	21	11	17.5	6	11.25	13	26
	m	30	20	18			43 KG	mm	622	584	533	279	445	152	286	330	660
3101-23-8	ft	100	65	60			97 LB	in	24.5	23	21	13	19.5	8	11.25	13	26
	m	30	20	18			44 KG	mm	622	584	533	330	495	203	286	330	660
4830-31-5X	ft	75	75	65			122 LB	in	33	31	30	10.44	17	5.5	20	17.5	34.5
	m	23	23	20			55 KG	mm	838	787	762	265	432	140	508	445	876
4830-31-8	ft	80	80	90			125 LB	in	33	31	30	13.44	19.5	8	15	17.5	34.5
	m	24	24	27			57 KG	mm	838	787	762	341	495	203	381	445	876
4830-31-10	ft	*90	*100	100			128 LB	in	33	31	30	15.44	21.5	10	*15	17.5	34.5
	m	*27	*30	30			58 KG	mm	838	787	762	392	546	254	*381	445	876
4800-31-6	ft			70	50	40	122 LB	in	33	31	30	11.44	17	6	11.25	17.5	34.5
	m			21	15	12	55 KG	mm	838	787	762	291	432	152	286	445	876
4800-31-8	ft			75	75	50	125 LB	in	33	31	30	13.44	19	8	11.25	17.5	34.5
	m			23	23	15	57 KG	mm	838	787	762	341	483	203	286	445	876

## Twin Hose, Spring Retractable Reels Dual Hydraulic - 1/4", 3/8", 1/2" I.D.

Reelcraft's hydraulic reels are used for medium pressure dual hydraulic hose applications and are ideal for operating hydraulic cylinders, tools and equipment. All twin hydraulic models include a full flow, high volume swivel for maximum product delivery. Series TH reels incorporate contemporary engineering and manufacturing techniques for high quality performance. Reels are all-steel construction and compact for applications with critical space requirements.



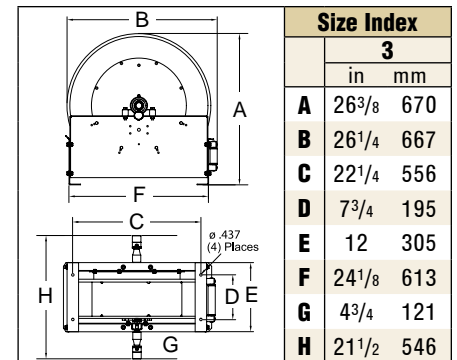
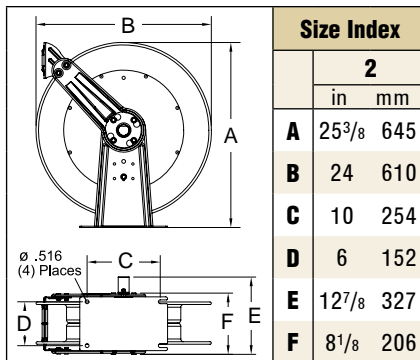
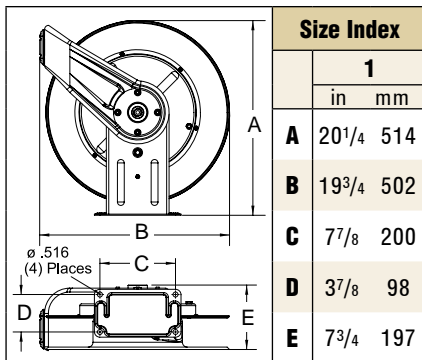
TH5425 OMP



TH7445 OMP

### Applications

- Cranes
- Construction equipment
- Hydraulic tools
- Vehicle extraction tools
- Aerial device
- Hydraulic cylinders
- Tree cutters
- Digger derricks
- Railroad maintenance tools



Model with Hose	Shipping Weight		Hose I.D.		Hose O.D.		Hose Length		Pressure		NPT(M) Hose Outlet	NPT(F) Reel Inlet	Model without hose & bumper	Shipping Weight		Pressure		Size Index #
	lbs	kg	in	mm	in	mm	ft	m	psi	bar	in	in		lbs	kg	psi	bar	
<b>Medium Pressure Hydraulic Hose Reels</b> Maximum Temperature 210 °F (99 °C)																		
TH5425 OMP	34	15	1/4	6	.530	13	25	8	2000	138	1/4	1/4	TH5400 OMP	24	11	3000	207	pg. 9
TH7445 OMP	60	27	1/4	6	.530	13	45	14	2000	138	1/4	1/4	TH7400 OMP	44	20	3000	207	1
THA7630 OMP	53	24	3/8	10	.660	17	30	9	2000	138	3/8	3/8	THA7600 OMP	44	20	3000	207	1
TH86050 OMP	99	45	3/8	10	.710	18	50	15	2000	138	3/8	3/8	TH86000 OMP	88	40	3000	207	2
THA7825 OMP	57	26	1/2	13	.850	22	25	8	2000	138	1/2	1/2	THA7800 OMP	50	23	3000	207	1
TH88050 OMP	104	47	1/2	13	.850	22	50	15	2000	138	1/2	1/2	TH88000 OMP	88	40	3000	207	2
TH9265 OMPBW	155	70	1/2	13	.910	24	65	20	2000	138	1/2	1/2	TH9200 OMPBW	120	54	3000	207	3

Reference page 4 for guide arm positions.

<b>Available Options</b> See page 47	<b>Mounting Brackets</b> See page 47	<b>Inlet Hose Assemblies</b> See page 49	<b>Replacement Bumpers</b> See page 49	<b>Replacement Hoses</b> See page 50
---	---	---	---	---

Models listed with an icon can ship same day upon request when the order is received by 11:30 AM Eastern Time for quantities of 10 or fewer.

Indiana Warehouse  
 Indiana & California Warehouses  
 California Warehouse  
 Canadian Warehouse



# Fuel Delivery Reels | Series F7000 / FE/FD/FF9000 / F/FD80000 / G



FD83075 OLP

## Spring Retractable Fuel Reels

**F7000** - 3/4" I.D. / **FF9000** - 1 1/4", 1 1/2" I.D.

**FE9000, FD9000** - 3/4", 1" I.D.

**F80000, FD80000** - 3/4", 1" I.D.

**FSD10000** - 3/4", 1" I.D.

Reelcraft's spring retractable fuel delivery reels, equipped with fuel compatible seals, incorporate metal forms to insure the greatest possible strength and are ideal for mobile and permanent-mount applications. These rugged, corrosion-resistant reels are suitable for a wide variety of fuel applications including E85. Series F/FD/FE/FSD reels are all supplied with our ball-bearing style swivel.

Model with Hose	Shipping Weight		Hose I.D.		Hose O.D.		Hose Length		Pressure		NPT(M) Hose Outlet	NPT(F) Reel Inlet	Model without hose & bumper	Shipping Weight		Pressure		Size Index Page	Size Index #
	lbs	kg	in	mm	in	mm	ft	m	psi	bar	in	in		lbs	kg	psi	bar		
<b>Low Pressure Fuel Reels</b>																			
Maximum Temperature 150 °F (65 °C) w/hose / 210 °F (99 °C) w/o hose																			
<b>F7925 OLP</b>	47	21	3/4	19	1.188	30	25	8	*50	3	3/4	3/4	<b>F7900 OLP</b>	45	20	500	35	10	---
<b>F83050 OLP</b>	89	40	3/4	19	1.188	30	50	15	*50	3	3/4	3/4	<b>F83000 OLP</b>	74	34	500	35	13	1
<b>FD83075 OLP</b>	115	52	3/4	19	1.188	30	75	23	*50	3	3/4	3/4	<b>FD83000 OLP</b>	82	37	500	35	13	2
<b>FD84035 OLP</b>	94	43	1	25	1.500	38	35	11	*50	3	1	1	<b>FD84000 OLP</b>	84	38	500	35	13	3
<b>FD84050 OLP</b>	115	52	1	25	1.500	38	50	15	*50	3	1	1	<b>FD84000 OLP</b>	84	38	500	35	13	3
<b>FE9350 OLP</b>	140	64	3/4	19	1.188	30	50	15	*50	3	3/4	3/4	<b>FE9300 OLP</b>	115	52	500	35	15	1
<b>FE9450 OLP</b>	157	71	1	25	1.500	38	50	15	*50	3	1	1	<b>FE9400 OLP</b>	115	52	500	35	15	1
<b>FD9350 OLP</b>	140	64	3/4	19	1.188	30	50	15	*50	3	3/4	3/4	<b>FD9300 OLP</b>	114	52	500	35	15	1
<b>FD9450 OLP</b>	157	71	1	25	1.500	38	50	15	*50	3	1	1	<b>FD9400 OLP</b>	113	51	500	35	15	1
Not available with hose			1 1/4	32	1.750	44	50	15	--	--	1 1/4	1 1/2	<b>FF9500 OLPBW</b>	125	57	600	41	15	2
Not available with hose			1 1/2	38	2.000	51	50	15	--	--	1 1/2	1 1/2	<b>FF9600 OLPBW</b>	135	61	600	41	15	2
<b>FSD13035 OLP</b>	102	46	3/4	19	1.188	30	35	11	*50	3	3/4	1	<b>FSD13000 OLP</b>	85	39	500	35	14	1
<b>FSD13050 OLP</b>	110	50	3/4	19	1.188	30	50	15	*50	3	3/4	1	<b>FSD13000 OLP</b>	85	39	500	35	14	1
<b>FSD14035 OLP</b>	105	48	1	25	1.500	38	35	11	*50	3	1	1	<b>FSD14000 OLP</b>	85	39	500	35	14	1
<b>FSD14050 OLP</b>	127	58	1	25	1.500	38	50	15	*50	3	1	1	<b>FSD14005 OLP</b>	92	42	500	35	14	2

\*Models equipped with UL330 and ULC approved fuel grade hose. 250 psi minimum burst (17 Bar). For all metric thread connections 1" and under add the suffix number 70 to indicate BSPT threads, example FD80000 OLP70. For all metric threads above 1" add 118 for BSPP threads. FF Models supplied with 1 1/2" inlet. Flow rates of fuel hose are reduced by 30% with addition of internal spring type bend restrictors. For example, flow rate of F7925 OLP with internal bend restrictors is 9.0 GPM at 40 psi; flow without internal bend restrictors is 13.0 GPM at 40 psi. Reference page 4 for guide arm positions.

## Static Discharge / Grounding Reels

### Series G 3000

Static discharge reels are used to ground equipment operating in hazardous atmospheres. When properly clamped to ground, the static discharge reel dissipates static electrical buildup, reducing the chances of sparking and the potential for explosion.



Model	Cable Extended		Clamp Rating	Max Temp		Cable Notes	Shipping Weight	
	ft	m		°F	°C		lbs	kg
<b>G 3050</b>	50	15	100 AMP	150	66	Single 7 x 7 stranded steel*	12	5
<b>G 3050 Y</b>	50	15	100 AMP	150	66	35' (9.2m) plus dual 15' (4.6m) for Y* Total extension 50' (15m)	12	5
<b>G 3050 N</b>	50	15	100 AMP	150	66	Hi-vis orange nylon covered cable**	12	5
<b>GA3100 N</b>	100	30	100 AMP	125	52	Hi-vis orange nylon covered cable**	16	7
<b>GHC3100 N</b>	100	30	100 AMP	125	52	Hi-vis orange nylon covered cable**	12	5

\*3/32" OD steel aircraft cable. DC resistance is approximately one ohm per 50 ft. of steel cable. \*\*Nylon covered cable (1/8" O.D.). Refer to reelcraft.com for dimensions.

Models listed with an icon can ship same day upon request when the order is received by 11:30 AM Eastern Time for quantities of 10 or fewer.

Indiana Warehouse

Indiana & California Warehouses

California Warehouse

Canadian Warehouse

## Stainless Steel Spring Retractable Reels

**Air/Water/Oil** - 3/8", 1/2", 3/4", 1" I.D.

Reelcraft's stainless steel hose reels are ideal for food processing, pre-rinse, wash down, chemical transfer and industrial-solvent handling. Also suitable for coastal, offshore and on-board ship in marine applications where the harsh environment of salt water spray requires the use of stainless steel hose reels. Swivels include Viton® O-rings. Buna seals are available for water applications by adding a -B at the end of the model number.

**Note:** Standard latch parts are made from aluminium. Series 80000 and D80000 stainless reels have an aluminum fluid path. Stainless latch parts and fluid path are available as a standard option by placing a -S at the end (example: OLS-S). Carbon steel reels with stainless steel fluid path are available as standard.

Made in USA 








LC607 OLS




D9300 OLSBW

### FEATURES

- ✓ Full-flow stainless steel shaft and swivel assures maximum product delivery.  
**Exception:** Series 80000 only on OLS-S models.
- ✓ Heavy duty brackets eliminate bending due to angular hose pull.
- ✓ Multi-position guide arm permits wall, floor, ceiling, pit, or truck mounting.
- ✓ Nylon guide rollers reduce hose drag and abrasion.
- ✓ Vibration-proof self-locking fasteners assures assembly integrity.
- ✓ Pos-i-latch will maintain the desired working length of hose.
- ✓ 304L grade of stainless steel.

Model without hose & bumper	Model without hose & bumper SS Latch Parts	Shipping Weight		Hose I.D.		Hose O.D.		Hose Length		Pressure		NPT(F) Outlet	NPT(F) Inlet	Size Index Page	Size Index #
		lbs	kg	in	mm	in	mm	ft	m	psi	bar	in	in		
<b>Low and Medium Pressure Reels</b> Maximum Temperature 210 °F (99 °C)															
 5600 OLS	5600 OLS-S	22	10	3/8	10	.600	15	35	11	500	35	3/8	3/8	9	2
5600 OMS	5600 OMS-S	24	11	3/8	10	.710	18	30	9	3000	207	3/8	3/8	9	2
 LC607 OLS*	-----	35	16	3/8	10	.600	15	70	21	300	21	1/4	1/4	refer to reelcraft.com	
 LC800 OLS*	-----	33	15	1/2	13	.750	19	50	15	300	21	1/2	1/2	refer to reelcraft.com	
 7800 OLS	7800 OLS-S	41	19	1/2	13	.750	19	50	15	500	35	1/2	1/2	10	----
7600 OMS55	7600 OMS-S55	42	19	3/8	10	.710	18	66	20	3000	207	3/8	3/8	10	----
 7800 OMS	7800 OMS-S	43	20	1/2	13	.850	22	50	15	3000	207	1/2	1/2	10	----
82000 OLS	82000 OLS-S	81	37	1/2	13	.750	19	100	30	500	35	1/2	1/2	13	1
82000 OMS	82000 OMS-S	83	38	1/2	13	.850	22	75	23	1500	104	1/2	1/2	13	1
83000 OLS	82000 OLS-S	81	37	3/4	19	1.188	30	50	15	500	35	3/4	3/4	13	1
83000 OMS	83000 OMS-S	83	38	3/4	19	1.188	30	50	15	1250	86	3/4	3/4	13	1
D83000 OLS	D83000 OLS-S	84	38	3/4	19	1.188	30	75	23	500	35	3/4	3/4	13	2
D84000 OLS	D84000 OLS-S	92	42	1	25	1.375	35	50	15	500	35	1	1	13	3
D9200 OLSBW	D9200 OLSBW-S	115	52	1/2	13	.750	19	75	23	500	35	1/2	1/2	15	1
D9300 OLSBW	D9300 OLSBW-S	116	53	3/4	19	1.188	30	75	23	500	35	3/4	3/4	15	1
D9400 OLSBW	D9400 OLSBW-S	117	53	1	25	1.375	35	50	15	500	35	1	1	15	1
D9200 OMSBW	D9200 OMSBW-S	118	54	1/2	13	.850	22	75	23	3000	207	1/2	1/2	15	1
D9300 OMSBW	D9300 OMSBW-S	118	54	3/4	19	1.188	30	50	15	3000	207	3/4	3/4	15	1

For all metric thread connections over 1/2" add the suffix number 70 to indicate BSPT threads - example D83000 OLS70. Reference page 4 for guide arm positions. \*Maximum temperature 150 °F (65 °C).

Model without Hose	Shipping Weight		Pressure		NPT(F) Outlet	NPT(F) Inlet	I.D.	1/4		3/8		1/2		3/4		1		Size Index # (see pg. 24)
	lbs	kg	psi	bar	in	in		.530	13	.710	18	.850	22	1.188	30	1.375	35	
<b>Manual Crank Medium Pressure Reels</b> Maximum Temperature 210 °F (99 °C)																		
 HS18000 M	36	16	3000	207	1/2	1/2	Hose Length	425	130	300	91	200	61	---	---	---	---	1
HS28000 M	35	16	3000	207	1/2	1/2		625	191	450	137	300	91	---	---	---	---	2
HS19000 M	38	17	3000	207	3/4	3/4		425	130	300	91	200	61	75	23	---	---	1
HS29000 M	36	16	3000	207	3/4	3/4		625	191	450	137	300	91	125	38	---	---	2
HS37000 L	47	21	500	35	1 (M)	1		---	---	---	---	---	---	---	---	---	---	100

**Available Options**



**Mounting Brackets**  
See page 47 

**Inlet Hose Assemblies**  
See page 49 

**Replacement Bumpers**  
See page 49 

**Replacement Hoses**  
See page 50 

Models listed with an icon can ship same day upon request when the order is received by 11:30 AM Eastern Time for quantities of 10 or fewer.

 Indiana Warehouse  Indiana & California Warehouses  California Warehouse  Canadian Warehouse

Customer Service: 1.855.634.9109  
All Other Calls: 1.800.444.3134





## Spring Retractable Pre-Rinse Reels - 3/8" I.D.

Engineered for use in highly corrosive environments such as restaurants, institutions, and home and garden applications. Reelcraft's pre-rinse reels include a standard lever-operated spray valve. Available in stainless or powder-coat finish. Rated for hot water up to 180 °F (82 °C).

### Hot water washdown and food prep

Commercial use, restaurants, schools, home/garden and more

### PRE-RINSE REEL FEATURES

- ✓ Lever-operated spray valve is included
- ✓ Optional 360° rotating swivel (600248) offers 20° of angular motion
- ✓ Push-Lok, field replaceable, hose-end fittings
- ✓ Reels can be mounted on the wall, ceiling, or under a counter, making water conveniently available
- ✓ Latching mechanism holds hose at desired length



A5835 OLBSW23

Made in USA

## Spring Retractable Potable (Drinking) Water Reel - 1/2" I.D.

Designed for potable water systems, the A5835 OLBSW23 is suitable for use as a drinking water system component. Fluid path is stainless steel and CPVC material.

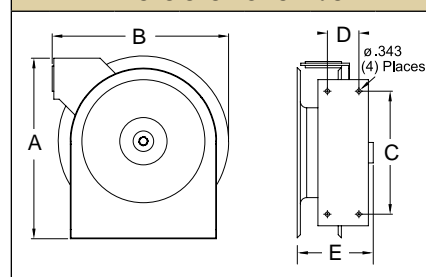
### Drinking Water

Boats, RVs, buses and much more

### POTABLE WATER REEL FEATURES

- ✓ Stainless steel, full flow shaft and PVC swivel
- ✓ Convenient fast hook-up and disconnect
- ✓ Drain and standard female garden hose outlet fitting are standard
- ✓ Maximum operating temperature 86 °F (30 °C)

### Dimensions - Size Index



	1		2		3	
	in	mm	in	mm	in	mm
<b>A</b>	12 <sup>7</sup> / <sub>8</sub>	327	14 <sup>3</sup> / <sub>8</sub>	365	15	381
<b>B</b>	12 <sup>5</sup> / <sub>8</sub>	321	14 <sup>1</sup> / <sub>4</sub>	362	16 <sup>1</sup> / <sub>4</sub>	413
<b>C</b>	8	203	9 <sup>3</sup> / <sub>4</sub>	248	9 <sup>3</sup> / <sub>4</sub>	248
<b>D</b>	2 <sup>1</sup> / <sub>2</sub>	64	2 <sup>1</sup> / <sub>2</sub>	64	2 <sup>1</sup> / <sub>2</sub>	64
<b>E</b>	5 <sup>5</sup> / <sub>8</sub>	143	6 <sup>1</sup> / <sub>8</sub>	156	7	178

Model with Hose	Shipping Weight		Hose I.D.		Hose O.D.		Hose Length		Pressure	NPT(F) Reel Inlet	Size Index #	
	lbs	kg	in	mm	in	mm	ft	m	psi	bar	in	
<b>Pre-Rinse Hose Reels</b> Maximum Temperature 180 °F (82 °C)												
4625 OLPSW5	22	10	3/8	10	.640	16	25	8	125	9	3/8	1
5635 OLPSW5	27	12	3/8	10	.640	16	35	11	125	9	3/8	2
5635 ELPSW5	37	17	3/8	10	.640	16	35	11	125	9	3/8	3
<b>Pre-Rinse Stainless Steel Hose Reels</b> Maximum Temperature 180 °F (82 °C)												
5635 OLSSW5	28	13	3/8	10	.640	16	35	11	125	9	3/8	2
5635 ELSSW5	38	17	3/8	10	.640	16	35	11	125	9	3/8	3
<b>Potable (Drinking) Water Hose Reels</b> Garden hose fitting 3/4" N/H threads (F)												
A5835 OLBSW23*	28	13	1/2	13	.781	20	35	11	150	10	1/2 male	2

Pressure rating for reel without spray valve is 250 psi (17 bar). \*Maximum operating temperature is 86 °F (30 °C). Reference page 4 for guide arm positions.

**Available Options**

**Mounting Brackets**  
See page 47



**Inlet Hose Assemblies**  
See page 49



**Replacement Bumpers**  
See page 49



**Replacement Hoses**  
See page 50



Models listed with an icon can ship same day upon request when the order is received by 11:30 AM Eastern Time for quantities of 10 or fewer.

Indiana Warehouse

Indiana & California Warehouses

California Warehouse

Canadian Warehouse



## Spring Retractable Composite Reels Air/Water/Chemical Delivery/Welding

1/4", 3/8", 1/2", 5/8" I.D.

Series S reels are economical, lighter weight, easy to handle and meet the demands of a medium-duty industrial grade reel for continuous operation. Made of corrosion-proof, tough polypropylene, extensive tests have shown it to be highly resistant to the vast majority of acids, alkalis and UV rays. The design protects the hose and allows easy cleaning of both hose and reel. Wall, ceiling or floor mount.

### A unique combination of composites and metals

The tough composite polypropylene outer case houses solid brass swivel and fluid path, a steel main shaft and high quality spring steel motor.

### Corrosion-resistant, durable

The tough composite polypropylene outer case is UV stabilized and resistant to most acids and alkalis with excellent impact resistance. Suitable for general applications and environments where corrosion is an issue.

### Positive latching system


The design of the latching system ensures positive latching in any mounting position.

### Unique mounting

The bracket system supplied with the reel allows mounting in any position with the advantage of the swivel feature.

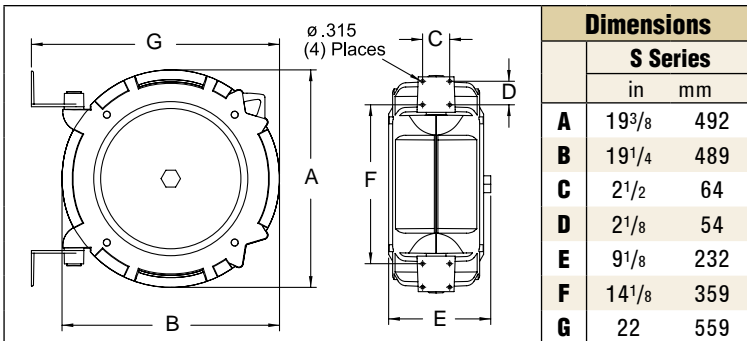
### Lighter weight

Pound for pound the Series S offers distinct weight advantages due to the composite case construction.



SGA3650 OLP

Series S reels are made in Australia.



### Applications

- Combination air/water
- Water service
- Hot water wash
- Chemical delivery
- Oxygen acetylene

Model with Hose	Shipping Weight		Hose I.D.		Hose O.D.		Hose Length		**Max Pressure		NPT(M) Hose Outlet	NPT(F) Reel Inlet
	lbs	kg	in	mm	in	mm	ft	m	psi	bar	in	in
<b>Air* &amp; Water* Hose Reels</b> Working Temperature 150 °F (65 °C)												
SGA3650 OLP	21	10	3/8	10	.621	16	50	15	232	16	3/8	3/8
SGA3665 OLP	25	11	3/8	10	.621	16	65	20	232	16	3/8	3/8
SGA3850 OLP	23	10	1/2	13	.781	20	50	15	232	16	1/2	1/2
<b>Water Hose Reel</b> Garden-style hose end. Working Temperature 150 °F (65 °C)												
SWA3850 OLP	23	10	5/8	16	.750	19	50	15	100	7	3/4 NH	1/2
<b>Hot Water Wash Reel</b> Working Temperature 185 °F (85 °C). **Maximum working pressure at 86 °F (30 °C)												
SHA3850 OLP	22	10	1/2	13	.781	20	50	15	240	17	1/2	1/2
<b>Chemical Delivery Hose Reel</b> Working Temperature 140 °F (60 °C)												
SCA3850 OLP	22	10	1/2	13	.781	20	50	15	232	16	1/2	1/2
<b>Oxygen/Acetylene Hose Reel</b> Working Temperature 150 °F (65 °C)												
STW3450 OLP	27	12	1/4	6	.530	13	50	15	300	21	9/16" 18(F) LH-RH	9/16" 18(F) LH-RH

STW3450 OLP E dimension = 11.25" / 286 mm. \*Air hose can be used for water on these models.

Models listed with an icon can ship same day upon request when the order is received by 11:30 AM Eastern Time for quantities of 10 or fewer.

Indiana Warehouse Indiana & California Warehouses California Warehouse Canadian Warehouse

### Available Options

**Inlet Hose Assemblies**  
See page 49



**Replacement Bumpers**  
See page 49



**Replacement Hoses**  
See page 50





**NEW!**



PWD76075 OHP



CA38106 M

Made in USA

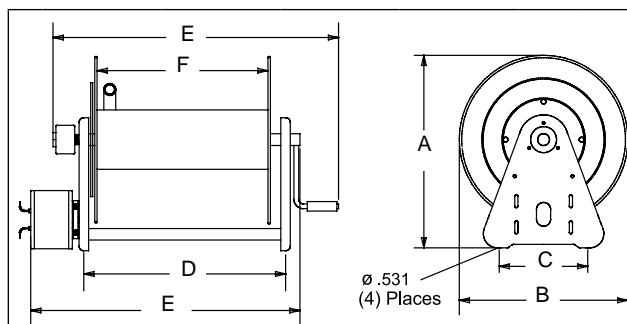
## Spring Retractable, Hand Crank, Motor Driven

**Air/Water** - 1/4", 3/8", 1/2" I.D.

Compact design and quality steel construction are incorporated into Reelcraft's full line of pressure wash reels, rated up to 5000 psi. Series PW, H18006 and 30000 reels are able to carry 50 to 425 feet of tangle-free hose and are complete with a high pressure water swivel for maximum product delivery. The high pressure water swivel is designed to handle a broad range of pressures, temperatures and chemicals; perfect for agricultural/marine, equipment cleaning and pressure washing applications.

### Applications

- Agriculture
- Marine
- Equipment cleaning
- Pressure washing



Dimensions - Series H & 30000

	1		2		3		4		5	
	in	mm	in	mm	in	mm	in	mm	in	mm
<b>A</b>	20 <sup>1</sup> / <sub>8</sub>	413	20 <sup>1</sup> / <sub>4</sub>	514	20 <sup>1</sup> / <sub>4</sub>	514	20 <sup>1</sup> / <sub>4</sub>	514	20 <sup>1</sup> / <sub>4</sub>	514
<b>B</b>	17 <sup>3</sup> / <sub>4</sub>	425	17 <sup>3</sup> / <sub>4</sub>	425	17 <sup>3</sup> / <sub>4</sub>	425	17 <sup>3</sup> / <sub>4</sub>	425	17 <sup>3</sup> / <sub>4</sub>	425
<b>C</b>	10	254	9	229	9	229	9	229	9	229
<b>D</b>	6 <sup>3</sup> / <sub>8</sub>	162	9 <sup>3</sup> / <sub>4</sub>	248	15 <sup>3</sup> / <sub>4</sub>	400	9 <sup>3</sup> / <sub>4</sub>	248	15 <sup>3</sup> / <sub>4</sub>	400
<b>E</b>	13 <sup>3</sup> / <sub>4</sub>	349	19 <sup>3</sup> / <sub>4</sub>	502	25 <sup>3</sup> / <sub>4</sub>	654	17 <sup>7</sup> / <sub>8</sub>	454	23 <sup>7</sup> / <sub>8</sub>	606
<b>F</b>	5	127	6	152	12	305	6	152	12	305

"B" is overall length.

	in		mm		in		mm		in		mm		Shipping Weight	Size Index #	
	in	mm	in	mm	in	mm	in	mm	in	mm					
<b>Hose I.D.</b>	1/4	6	3/8	10	1/2	13									
<b>Hose O.D.</b>	.530	13	.730	19	.850	22									
<b>Model without hose &amp; bumper</b>	<b>Hose Length</b>												lbs	kg	
	ft	m	ft	m	ft	m									
<b>Hand Crank</b>	Pressure 5000 psi / 345 bar														
<b>H18006 M</b>	150	46	100	30	---	---	31	14	1						
<b>CA38106 M</b>	200	61	140	43	100	30	41	19	2						
<b>CA38112 M</b>	425	130	300	91	200	61	46	21	3						
<b>Electric Motor Driven</b>	Pressure 5000 psi / 345 bar														
<b>EA38106 M12D</b>	200	61	140	43	100	30	63	29	4						
<b>EA38112 M12D</b>	425	130	300	91	200	61	71	32	5						

Max temperature 212 °F (100 °C). PSI rating based upon 2.4 to 1 safety factor.

Model with Hose	Shipping Weight		Hose I.D.		Hose O.D.		Hose Length		Pressure	NPT(M) Hose Outlet		NPT(F) Reel Inlet		Model without hose & bumper	Shipping Weight		Pressure	Size Index Page	Size Index #
	lbs	kg	in	mm	in	mm	ft	m		psi	bar	in	in		lbs	kg			
<b>Spring Driven Reels</b> Maximum Temperature 212 °F (100 °C)																			
<b>PW7650 OHP</b>	60	27	3/8	10	.730	19	50	15	4800	331	1/4	1/2	<b>PW7600 OHP</b>	43	20	5000	345	10	---
<b>PWD76075 OHP</b>	90	41	3/8	10	.730	19	75	23	4800	331	1/4	1/2	<b>PWD76005 OHP</b>	60	27	5000	345	12	2
<b>PW81100 OHP</b>	119	54	3/8	10	.730	19	100	30	4800	331	3/8	1/2	<b>PW81000 OHP</b>	86	39	5000	345	13	1

PSI rating based upon 2.4 to 1 safety factor. Reference page 4 for guide arm positions.

**Available Options**

**Mounting Brackets**  
See page 47

**Inlet Hose Assemblies**  
See page 49

**Replacement Bumpers**  
See page 49

**Replacement Hoses**  
See page 50

Models listed with an icon can ship same day upon request when the order is received by 11:30 AM Eastern Time for quantities of 10 or fewer.

Indiana Warehouse

Indiana & California Warehouses

California Warehouse

Canadian Warehouse

# General Use Hand Crank Hose Reels | Series C

## Light Industrial Hand Crank Hose Reels

Reelcraft's Series C hose reels are designed for lighter-duty applications that require longer lengths of hose. The Series C incorporates a balanced brass swivel, brass inlet, lighter weight components and forward-thinking design. Reels in this family benefit from a tough, corrosion-resistant powder coat paint. All reels feature a drag break to prevent de-spooling when reel is not in use.

### Series CU Air/Water - 3/8", 1/2" I.D.

Series CU features our most rigid base design in this series and supports the reel on either side.

### Series CT Air/Water/Pressure Wash - 3/8", 1/2" I.D.

The Series CT frame features a tubular design. The inlet is fed through the center of the tube frame, protecting the inlet hose and creating a cleaner look over all.

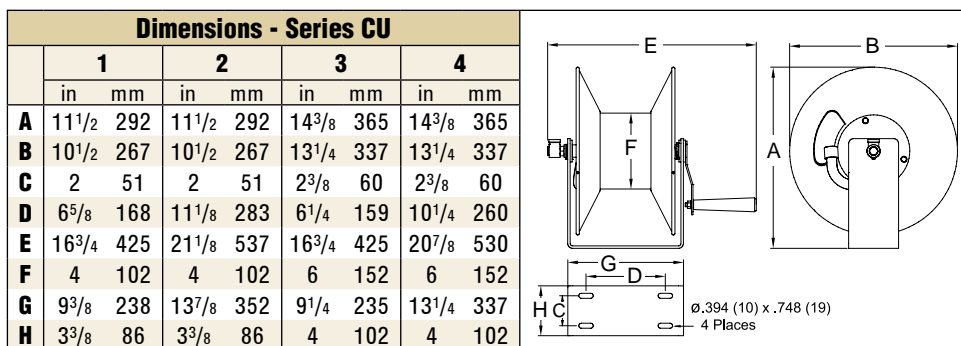
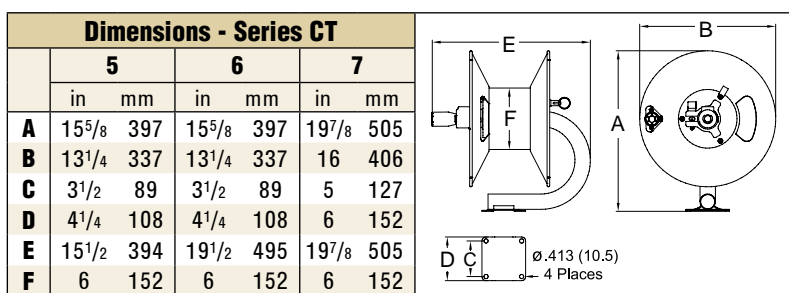
### Series CM Pressure Wash - 3/8" I.D.

Series CM reels offer the greatest amount of flexibility in this series by featuring a modular mounting platform. Reelcraft can configure custom mounts upon request or the customer may choose to supply their own.



CU6050LN

CT6100HN



CM6050HN

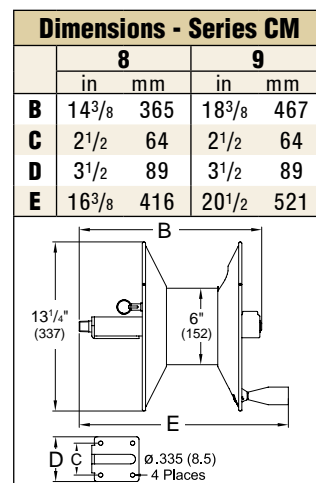


Model w/o hose	Shipping Weight		Hose I.D.		Hose O.D.		Hose Length		Pressure		NPT(F) Reel Outlet	NPT(F) Reel Inlet	Size Index #
	lbs	kg	in	mm	in	mm	ft	m	psi	bar	in	in	
<b>Low Pressure Air/Water Reels</b> Maximum temperature 150 °F (65 °C)													
CU6050LN	12	5	3/8	10	.600	15	50	15	300	21	3/8	3/8	1
CU6100LN	16	7	3/8	10	.600	15	100	30	300	21	3/8	3/8	2
CU8050LN	13	6	1/2	13	.750	19	50	15	300	21	1/2	1/2	3
CU8100LN	20	9	1/2	13	.750	19	100	30	300	21	1/2	1/2	4
CT6050LN	13	6	3/8	10	.600	15	50	15	300	21	1/2	1/2	5
CT6100LN	17	7.5	3/8	10	.600	15	100	30	300	21	1/2	1/2	6
CT8050LN	13	6	1/2	13	.750	19	50	15	300	21	1/2	1/2	5
CT8100LN	17	7.5	1/2	13	.750	19	100	30	300	21	1/2	1/2	6
<b>High Pressure Wash Reels</b> Maximum temperature 210 °F (99 °C)													
CT6050HN	13	6	3/8	10	.730	19	50	15	5000	345	3/8	1/2	5
CT6100HN	17	7.5	3/8	10	.730	19	100	30	5000	345	3/8	1/2	6
CTJ6200HN	28	13	3/8	10	.730	19	200	61	5000	345	3/8	1/2	7
CM6050HN	14	6.5	3/8	10	.730	19	50	15	5000	345	3/8	1/2 (M)	8
CM6100HN	18	8	3/8	10	.730	19	100	30	5000	345	3/8	1/2 (M)	9

Reels are supplied without hose; assemblies will be quoted upon request.

Models listed with an icon can ship same day upon request when the order is received by 11:30 AM Eastern Time for quantities of 10 or fewer.

Indiana Warehouse 
 Indiana & California Warehouses 
 California Warehouse 
 Canadian Warehouse



# Hand Crank / Motor Driven Reels | Series H / 30000

## Medium Duty Hand Crank Reels





**Series H - Air/Water/Oil/Grease** - 3/8", 1/2", 3/4" I.D.

Series H is an economical reel designed for medium duty applications requiring long lengths of hose. It is equally suited for plant or field use such as turf care, pest control, steam cleaning and more. Shipped completely assembled, ready to install.

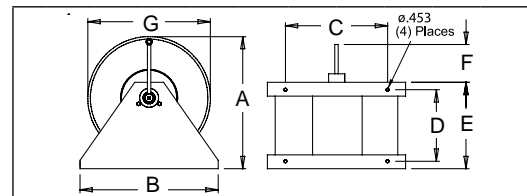
Made in USA 



Medium duty H16000

Model without hose	Shipping Weight		Hose I.D.		Hose O.D.		Hose Length		Pressure		NPT(F) Reel Outlet	NPT(F) Reel Inlet	Size Index
	lbs	kg	in	mm	in	mm	ft	m	psi	bar	in	in	#
<b>Low Pressure Air/Water Hose Reels</b> Max temperature 150 °F (65 °C)													
 H16000	32	15	3/8	10	.600	15	300	91	500	35	1/4	3/8	1
H26000	34	15	3/8	10	.600	15	450	137	500	35	1/4	3/8	2
H18005	33	15	1/2	13	.750	19	175	53	1000	69	1/2	1/2	5
 H18000	34	15	1/2	13	.750	19	200	61	1000	69	1/2	1/2	1
H28005	34	15	1/2	13	.750	19	300	91	1000	69	1/2	1/2	4
H28000	37	17	1/2	13	.750	19	300	91	1000	69	1/2	1/2	2
 H19000	33	15	3/4	19	1.075	27	105	32	1000	69	3/4	3/4	1
H29005	36	16	3/4	19	1.075	27	100	30	1000	69	3/4	3/4	3
H29000	41	19	3/4	19	1.075	27	150	46	1000	69	3/4	3/4	2
<b>Medium Pressure Oil Hose Reels</b> Max temperature 210 °F (99 °C)													
 H16000 M	32	15	3/8	10	.710	18	300	91	3000	207	3/8	3/8	1
H18000 M	34	15	1/2	13	.850	22	200	61	3000	207	1/2	1/2	1
H19000 M	38	17	3/4	19	1.188	30	80	24	3000	207	3/4	3/4	1
H29000 M	35	16	3/4	19	1.188	30	150	46	3000	207	3/4	3/4	2
<b>High Pressure Grease Hose Reels</b> Max temperature 210 °F (99 °C)													
H16000 H	35	16	3/8	10	.730	19	250	76	5000	345	3/8	3/8	1

Reels are supplied without hose; assemblies will be quoted upon request. **CAUTION:** To prevent drum damage fully extend and pressurize hose and rewind on the reel. Stainless models available, see page 19.



Dimensions - Size Index

	1		2		3		4		5	
	in	mm	in	mm	in	mm	in	mm	in	mm
<b>A</b>	19	483	19	483	18 <sup>7</sup> / <sub>8</sub>	479	20 <sup>1</sup> / <sub>8</sub>	512	20 <sup>1</sup> / <sub>8</sub>	512
<b>B</b>	20	508	20	508	14	356	14	356	14	356
<b>C</b>	15	381	15	381	10	254	10	254	10	254
<b>D</b>	10	254	16	407	16	407	16	407	10	254
<b>E</b>	12 <sup>1</sup> / <sub>2</sub>	318	18 <sup>1</sup> / <sub>2</sub>	470	18 <sup>1</sup> / <sub>2</sub>	470	18 <sup>1</sup> / <sub>2</sub>	470	12 <sup>1</sup> / <sub>2</sub>	318
<b>F</b>	5 <sup>3</sup> / <sub>4</sub>	146	5 <sup>3</sup> / <sub>4</sub>	146	5 <sup>3</sup> / <sub>4</sub>	146	5 <sup>3</sup> / <sub>4</sub>	146	5 <sup>3</sup> / <sub>4</sub>	146
<b>G</b>	17 <sup>3</sup> / <sub>4</sub>	451	17 <sup>3</sup> / <sub>4</sub>	451	15 <sup>3</sup> / <sub>16</sub>	386	17 <sup>3</sup> / <sub>4</sub>	451	17 <sup>3</sup> / <sub>4</sub>	451

Drum diameter 8".

Made in USA 

Hand Crank CA32112 L



**Hose Installation:** The Series 30000 gooseneck is easily removed from the reel for hose attachment. Simply remove the four fasteners attaching gooseneck to reel, connect hose to the gooseneck and re-connect to the reel. NOTE: Do not discard the O-ring; insure that the O-ring is properly fitted into the grooves when replacing the gooseneck.

## Heavy Duty Hand Crank and Motor Driven Reels

**Series 30000 - Air/Water/Oil** - 1/4", 1/2", 3/4", 1" I.D.

Reelcraft's Series 30000 reels are designed for rugged, heavy duty applications requiring long lengths of hose and large storage capacity. All-bolted unitized construction with no welds to fatigue, full flow swivel and heavy gauge steel frame, spool and drum ensure longest service life. Series 30000's vibration-proof, self-locking fasteners are ideal for industrial or field use such as turf care or pest control.

- ✓ Adjustable spool rotation drag that eliminates hose backlash
- ✓ Motor mounting at either end of reel
- ✓ Nickel-plated swivel with four O-ring options: AFLAS (standard), Buna, Viton® or -EPR\* seals \*Standard swivel
- ✓ Optional lock pin to prevent spool rotation when the reel is not in use, S600874

**Available Options**

**Pivot Brackets**  
See page 47



**Hose Roller Guides**  
See page 47



**Switches & Motors**  
See page 48



**Replacement Hoses**  
See page 50



Models listed with an icon can ship same day upon request when the order is received by 11:30 AM Eastern Time for quantities of 10 or fewer.

 Indiana Warehouse

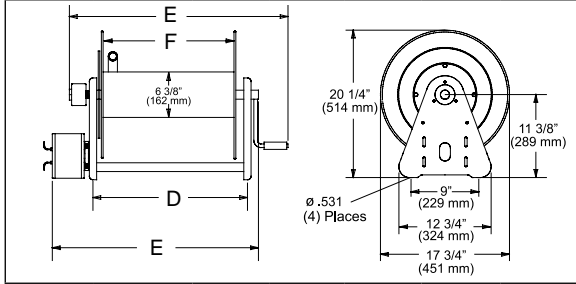
 Indiana & California Warehouses

 California Warehouse

 Canadian Warehouse

# Long Hose Lengths | Series 30000

Hose I.D.	1/4"	3/8"	1/2"	3/4"	1"	
	(6.4 mm)	(9.5 mm)	(12.7 mm)	(19.1 mm)	(25.4 mm)	
Hose O.D.	.530"	.710"	.850"	1.188"	1.375"	
	(13 mm)	(18 mm)	(22 mm)	(30 mm)	(35.0 mm)	
"F" Width	Weight	Hose Capacity				
6"	38 lb	200'	140'	100'	50'	N/A
(152 mm)	(18 kg)	(61 m)	(43 m)	(30 m)	(15 m)	
12"	46 lb	425'	300'	200'	100'	50'
(305 mm)	(21 kg)	(130 m)	(91 m)	(61 m)	(30 m)	(15 m)
18"	54 lb	625'	450'	325'	175'	100'
(457 mm)	(24 kg)	(191 m)	(137 m)	(99 m)	(54 m)	(31 m)
22"	58 lb	780'	550'	400'	225'	125'
(559 mm)	(27 kg)	(238 m)	(168 m)	(122 m)	(69 m)	(38 m)
27"	66 lb	1000'	700'	500'	275'	150'
(686 mm)	(30 kg)	(305 m)	(213 m)	(152 m)	(84 m)	(46 m)



**E A 3 2 1 06 L 12D X**

**Drive Type**  
 A - Air motor  
 B - Bevel crank  
 C - Hand crank  
 E - Electric motor  
 H - Hydraulic motor

**Width of Spool**  
 See "F" Dimension  
 06 - 6" (152 mm)  
 12 - 12" (305 mm)  
 18 - 18" (457 mm)  
 22 - 22" (559 mm)  
 28 - 27" (686 mm)

**Motor Type**  
 Blank  
 X - Explosion proof electric motor

**Fluid Path Type**  
 A - Gooseneck  
 B - No gooseneck (1" only)  
 H - Heavy duty gooseneck (1" only)

**Swivel Size**  
 0 - No swivel  
 2 - 1/2" (13 mm) I.D.  
 3 - 3/4" (19 mm) I.D.  
 4 - 1/2" (13 mm) Dual  
 5 - 3/4" (19 mm) Dual  
 6 - 1/4" (6 mm) Dual  
 7 - 1" (25 mm) I.D.  
 8 - 1/2" (13 mm) I.D. pressure wash

**Power Source**  
 Blank  
 12D - 12 V DC  
 24D - 24 V DC  
 10A - 115 V AC  
 4A - 1 1/2 HP air motor  
 6A - 4 HP air motor

**Pressure**  
 L - 1000 PSI (69 bar)  
 M - 3000 PSI (207 bar)

**NOTE:** This chart is for reference purposes only. Please see selection chart or consult manufacturer for additional models not listed or for any questions about option combinations.

Model without hose	Shipping Weight		Hose I.D.	Hose O.D.	Capacity		Pressure		NPT(F) Reel Outlet	NPT(F) Reel Inlet	D		E		F			
	lbs	kg			ft	m	psi	bar			in	mm	in	mm	in	mm		
<b>Hand Crank Hose Reels</b> Temperature operating range from -20 °F (-29 °C) to +250 °F (121 °C)																		
CA32106 L	40	18	1/2	13	.750	19	100	30	1000	69	1/2	1/2	9 <sup>3</sup> / <sub>4</sub>	248	19 <sup>3</sup> / <sub>4</sub>	502	6	152
CA32112 L	46	21	1/2	13	.750	19	200	61	1000	69	1/2	1/2	15 <sup>3</sup> / <sub>4</sub>	400	25 <sup>3</sup> / <sub>4</sub>	654	12	305
CA32118 L	51	23	1/2	13	.750	19	325	99	1000	69	1/2	1/2	21 <sup>3</sup> / <sub>4</sub>	552	31 <sup>3</sup> / <sub>4</sub>	806	18	457
CA32122 L	65	29	1/2	13	.750	19	400	122	1000	69	1/2	1/2	25 <sup>3</sup> / <sub>4</sub>	654	35 <sup>3</sup> / <sub>4</sub>	908	22	559
CA32128 L	69	31	1/2	13	.750	19	500	152	1000	69	1/2	1/2	30 <sup>3</sup> / <sub>4</sub>	781	40 <sup>3</sup> / <sub>4</sub>	1035	27	686
CA32106 M	42	19	1/2	13	.850	22	100	30	3000	207	1/2	1/2	9 <sup>3</sup> / <sub>4</sub>	248	19 <sup>3</sup> / <sub>4</sub>	502	6	152
CA32112 M	46	21	1/2	13	.850	22	200	61	3000	207	1/2	1/2	15 <sup>3</sup> / <sub>4</sub>	400	25 <sup>3</sup> / <sub>4</sub>	654	12	305
CA32118 M	52	24	1/2	13	.850	22	325	99	3000	207	1/2	1/2	21 <sup>3</sup> / <sub>4</sub>	552	31 <sup>3</sup> / <sub>4</sub>	806	18	457
CA33106 L	41	19	3/4	19	1.075	27	50	15	1000	69	3/4	3/4	9 <sup>3</sup> / <sub>4</sub>	248	19 <sup>3</sup> / <sub>4</sub>	502	6	152
CA33112 L	46	21	3/4	19	1.075	27	100	30	1000	69	3/4	3/4	15 <sup>3</sup> / <sub>4</sub>	400	25 <sup>3</sup> / <sub>4</sub>	654	12	305
CA33118 L	51	23	3/4	19	1.075	27	175	53	1000	69	3/4	3/4	21 <sup>3</sup> / <sub>4</sub>	552	31 <sup>3</sup> / <sub>4</sub>	806	18	457
CA33112 M	47	21	3/4	19	1.188	30	100	30	3000	207	3/4	3/4	15 <sup>3</sup> / <sub>4</sub>	400	25 <sup>3</sup> / <sub>4</sub>	654	12	305
CA33118 M	51	23	3/4	19	1.188	30	175	53	3000	207	3/4	3/4	21 <sup>3</sup> / <sub>4</sub>	552	31 <sup>3</sup> / <sub>4</sub>	806	18	457
CH37118 L*	64	29	1	25	1.375	35	100	30	1000	69	1	1	21 <sup>3</sup> / <sub>4</sub>	552	31 <sup>3</sup> / <sub>4</sub>	806	18	457
CH37122 L*	73	33	1	25	1.375	35	125	38	1000	69	1	1	25 <sup>3</sup> / <sub>4</sub>	654	35 <sup>3</sup> / <sub>4</sub>	908	22	559
CH37128 L*	77	35	1	25	1.375	35	150	46	1000	69	1	1	30 <sup>3</sup> / <sub>4</sub>	781	40 <sup>3</sup> / <sub>4</sub>	1035	27	686
<b>Bevel Crank Hose Reels</b> Temperature operating range from -20 °F (-29 °C) to +250 °F (121 °C)																		
BA36112 L	57	26	1/4	6	Twin Welding	250	76	200	14	1/4	1/4	15 <sup>3</sup> / <sub>4</sub>	400	25 <sup>3</sup> / <sub>4</sub>	654	12	305	
BA34112 M	54	24	1/2	13	Twin Hydraulic	100	30	3000	207	1/2	1/2	15 <sup>3</sup> / <sub>4</sub>	400	25 <sup>3</sup> / <sub>4</sub>	654	12	305	
<b>Electric Motor Driven Hose Reels</b> Temperature operating range from -20 °F (-29 °C) to +250 °F (121 °C)																		
EA32106 L10A	61	28	1/2	13	.750	19	100	30	1000	69	1/2	1/2	9 <sup>3</sup> / <sub>4</sub>	248	19 <sup>5</sup> / <sub>8</sub>	498	6	152
EA32112 L12D	64	29	1/2	13	.750	19	200	61	1000	69	1/2	1/2	15 <sup>3</sup> / <sub>4</sub>	400	23 <sup>7</sup> / <sub>8</sub>	606	12	305
EA32118 L12D	68	31	1/2	13	.750	19	325	99	1000	69	1/2	1/2	21 <sup>3</sup> / <sub>4</sub>	552	29 <sup>5</sup> / <sub>8</sub>	752	18	457
EA33112 L12D	68	31	3/4	19	1.075	27	100	30	1000	69	3/4	3/4	15 <sup>3</sup> / <sub>4</sub>	400	23 <sup>7</sup> / <sub>8</sub>	606	12	305
EA33118 L12D	68	31	3/4	19	1.075	27	175	53	1000	69	3/4	3/4	21 <sup>3</sup> / <sub>4</sub>	552	29 <sup>5</sup> / <sub>8</sub>	752	18	457
EA33112 M12D	71	32	3/4	19	1.188	30	100	30	3000	207	3/4	3/4	15 <sup>3</sup> / <sub>4</sub>	400	23 <sup>7</sup> / <sub>8</sub>	606	12	305
EA33128 M12D	91	41	3/4	19	1.188	30	275	84	3000	207	3/4	3/4	30 <sup>3</sup> / <sub>4</sub>	781	38 <sup>5</sup> / <sub>8</sub>	981	27	686
EA33112 M24D	71	32	3/4	19	1.188	30	100	30	3000	207	3/4	3/4	15 <sup>3</sup> / <sub>4</sub>	400	23 <sup>7</sup> / <sub>8</sub>	606	12	305
EH37118 L12D*	82	37	1	25	1.375	35	100	30	300	21	1	1	21 <sup>3</sup> / <sub>4</sub>	552	31	787	18	457
<b>Air Motor Driven Hose Reels</b> Filter, regulator, lubricator required. Temperature operating range from -20 °F (-29 °C) to +250 °F (121 °C)																		
AA32112 L4A	62	28	1/2	13	.750	19	200	61	1000	69	1/2	1/2	15 <sup>3</sup> / <sub>4</sub>	400	23 <sup>1</sup> / <sub>4</sub>	591	12	305
AA33106 L4A	59	27	3/4	19	1.075	27	50	15	1000	69	3/4	3/4	9 <sup>3</sup> / <sub>4</sub>	248	17 <sup>1</sup> / <sub>4</sub>	438	6	152
AA33112 L6A	68	31	3/4	19	1.075	27	100	30	1000	69	3/4	3/4	15 <sup>3</sup> / <sub>4</sub>	400	23 <sup>1</sup> / <sub>4</sub>	591	12	305

All Series 30000 reels are supplied without hose. Assemblies quoted upon request. **CAUTION:** To prevent drum damage, fully extend and pressurize hose and rewind on the reel. For all metric thread connections over 1/2" add the suffix number 70 to indicate BSPT threads - example CA33112 M70. \*All 1" reel models have an 8" (203 mm) diameter drum.

Many more reel models available in addition to chart. Please contact manufacturer for details.

**Note:** Weights listed are for crank driven. Add for power driven, electric - all explosion proof 45 lb. (20.41 kg); 12 V DC 1/3 HP 30 lb. (13.61 kg); Air 6 AM 36 lb. (16.33 kg). Capacity chart is reference only.



# Hose Reel Cart and Trailer | Series 30000

## Portable Hose Reel and Cart



**Hose Reel and Cart Package**  
600968

Hose Reel and Cart Packages	
Package	Items Included
<b>600965</b>	12" hand crank hose reel (CA32112 L); 12" hand cart with pneumatic tires (600741-1); 10' inlet hose (600962)
<b>600966</b>	12" hand crank hose reel (CA32112 L); 12" hand cart with semi-pneumatic tires (600741-2); 10' inlet hose (600962)
<b>600967</b>	12" hand crank hose reel (CA33112 L); 12" hand cart with pneumatic tires (600741-1); 10' inlet hose (600963)
<b>600968</b>	18" hand crank hose reel (CB37118 L); 18" hand cart with pneumatic tires (600885-1); 10' inlet hose (S600982-10)

### Additional Accessories

Battery box (battery not included): S600812  
 Battery cable connector: 600814  
 Chain guard: S600518  
 Hose: 1" ID x 100', 1" NPT x 1" NPSH: S600982-100  
 Hose: 3/4" ID x 150', 3/4" NPT x 1" NPSH: 601044-150  
 Inlet hose: 1" ID x 10', 1" NPT x 1" NPSH: S600982-10  
 Operating switch: S600808

### Garden Fitting Conversion Kit

1/2" NPTM x 3/4" NH: 260729  
 3/4" NPTM x 3/4" NH: 261702

**Note:** Refer to pages 24 and 25 for Series 30000 hose reel dimensions and specifications.

**Made in USA**



600965

	Cart Size			
	Pneumatic	600741-1	600885-1	
	Semi-Pneumatic	600741-2	600885-2	
		in	mm	in
		mm		mm
<b>A</b>	Adjustable*			
<b>B</b>	23 <sup>3</sup> / <sub>4</sub>	603	28 <sup>3</sup> / <sub>4</sub>	730
<b>C</b>	18 <sup>1</sup> / <sub>4</sub>	464	18 <sup>1</sup> / <sub>4</sub>	464

\*Handle height of cart is adjustable to 35<sup>5</sup>/<sub>8</sub>", 38<sup>5</sup>/<sub>8</sub>", 41<sup>1</sup>/<sub>2</sub>" or 44<sup>1</sup>/<sub>2</sub>". Eight 5/16" (8mm) diameter mounting holes.


## Hose Reel and Trailer

**Made in USA**



Reelcraft's rugged, self-contained hose reel trailer easily attaches to most off-road vehicles or carts and is pre-drilled 12" or 18" for Series 30000 hose reels. Reels hold up to 100' of 1" I.D. water hose.

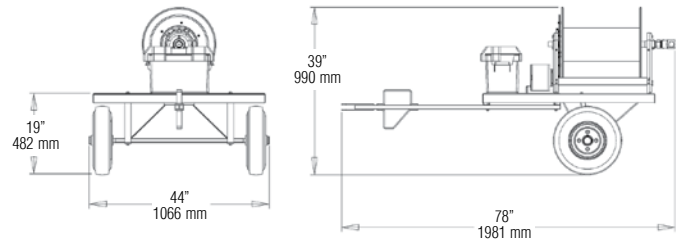
Makes spot watering easier, quicker and more convenient. Applications include golf courses, athletic fields, sports turfs, grounds maintenance, parks and rec, agriculture and nurseries.



600910

Hose Reel and Trailer Packages	
Package	Items Included
<b>600911</b>	Trailer (600810); Hand rewind hose reel (CB37118 L); 10' lead hose (S600982-10); Roller bracket, top wind (S602133-3)
<b>600910</b>	Trailer (600810); 12 V DC Motor driven hose reel (EB37118 L12D); Switch, complete (S600808); Battery box, battery not included (S600812); Chain guard (S600518); Roller bracket, top wind (S602133-3); Roller bracket, bottom wind (S602132-3); 10' lead hose with 1" I.D. (S600982-10)
<b>600810</b>	Trailer only - does not include hose or reel. Reels designed for trailer include motor driven EB37118 L12D and hand crank CB37118 L. Trailer weight 154 lbs / 70 kg.

### Trailer Dimensions



Trailer designed for off-road use only, not for passenger transport. Maximum weight capacity 400 pounds. Maximum speed 15 miles per hour. Trailer, reel and accessories sold separately.



S600812

### Additional Series 30000 Accessories

#### S600812 Battery Box

Battery not included. Supplied with mounting hardware. Inside dimensions = 9" height x 14" width x 7<sup>1</sup>/<sub>2</sub>" depth

#### 600814 Battery Cable Connector

Battery not included.

See page 48 for switches, motors and chain guards, page 49 for inlet hoses and page 50 for replacement hoses.

600814

## Reelcraft's Reel Configurator

### Large Frame Reels - Series 1200, 2400, 3900 & 3700

1/2" to 2" I.D.; hose lengths to 610' and more

Reelcraft's new reel configurator quickly and accurately quotes large frame reels. Simply answer a few questions about your reel needs and the configurator can instantly quote your reel. It will also create a 3D model from which a sales drawing and bill of material can be generated that can be sent out for your review. The new configurator allows for shorter lead times for large frame reels and increases the accuracy of the available combinations of reel options.

#### Improved response time

The configurator has greatly improved our response time to the customer. The traditional 2-3 day quote time has been reduced to only 20 minutes.

#### More accurate quotes

The configurator's rules based system eliminates incompatibilities and increases the accuracy of the available combinations of reel options. It will also create a 3D model from which a sales drawing and bill of material can be generated that can be sent out for your review.

#### Reduced product lead time

The improved response time and quote procedure have also decreased the product lead time. The standard 4-6 week product lead time can be reduced to a mere 2-3 weeks with most configured products.

#### Current capacity

The configurator currently covers 85% of the standard large frame reels sold and manufactured by Reelcraft with hose I.D.'s ranging from 1/2" to 2". More sizes will become available as released.

#### For an accurate quote, please advise:

1. Product to be handled such as air, oil, water, etc.
2. Maximum operating pressure in PSI.
3. Hose inside diameter (I.D.) and length.
4. Desired drive type such as hand crank, electric motor, air motor, etc.
5. Any special or additional accessories needed.

**NOTE:** Not all options are available in every combination. All large frame reels are supplied without hose. Reelcraft's configured reels and custom reels are built to order and not returnable.

#### Custom Capabilities

Don't see what you need? Reelcraft's engineered products group custom builds to your specifications.

- Very few size and weight constraints
- Special finishes / paint options
- Various drive types
- Wide range of pressures
- No minimum quantities



**Series 1200** - 1/2", 3/4", 1" I.D.



**Series 2400** - 1/2", 3/4", 1" I.D.



**Series 3900** - 1", 1 1/4", 1 1/2" I.D.



**Series 3700** - 2" I.D.

# Large Frame Reels | Nordic Heavy Duty Solutions

## Reelcraft's Engineered Product Solutions

### Full Flow Design

The goose neck is contoured to match the drum diameter, which allows smooth hose wrapping and unimpeded flow.

### Long Service Life

Swivel incorporates a permanently lubricated ball bearing.

### Adjustable Hose Tension

The brake can be adjusted to suit the application requirements.

### Trouble-Free Rewinding

Chain and sprocket drive ensures smooth and consistent operation.

**Meets or Exceeds Military Vibration for Truck Transport test.**

MIL-STD-810F  
**500,000 mile equivalent**

### Long Service Life

The spool axial is supported by independent self-aligning bearing.

### Free Rotation While Pressurized

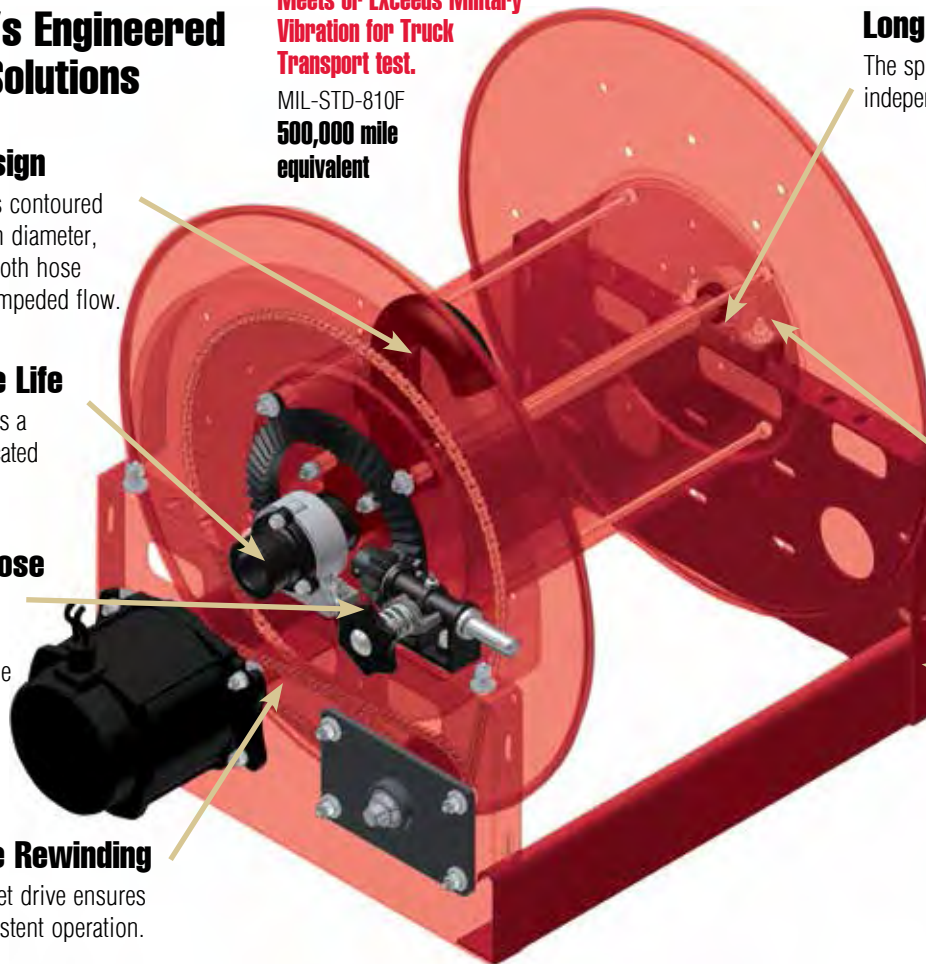
The swing joint and spindle allows reel to freely rotate while fluid is pressurized.

### Precise Rigid Construction

Proprietary unitized tie rods are zinc plated offering greater strength and resistance to vibration and corrosion.

### Ultimate Corrosion Resistance

Individually powder coated components insure maximum coverage and resistance to corrosion. Stainless steel fasteners are standard.



Drive Options	Series	Head Dia.	Drum Length	Thread Size	Inlet/Outlet Thread	Thread Style	Fluid Path Material	Pressure	Inlet Style	Fluid Path Location/Direction	Color Code	
E	12 V DC	1200	6"-36" in 2" increments	50	1/2"	NP	A	LP	1	1	R	
NJ	24 V DC	2400		75	3/4"	BP	D	1K	2	2	B	
EP	*12 V DC Exp	3900		23	10	1"	BT	S	3K	5	3	W
EA	*115 V AC Exp	3700		25	12	1 1/4"		5K	6	6	G	
EX	*230 V AC Exp	5900		28	15	1 1/2"		6K			S	
EJ	*24 V DC Exp			31	20	2"		10K				
HD	Hydraulic			36	25	2 1/2"		15K				
AF	1 1/2 HP Air			39	30	3"						
AR	4 HP Air			46	40	4"						
BC	Bevel Crank											
HC	Hand Crank											
S	Storage											
CR	Cable Reel											
*Exp-Explosion proof motor												
<b>Material Options/ Drive Size</b>												
1/2" Pitch Chain ##5												
5/8" Pitch Chain ##6												
3/4" Pitch Chain ##7												
Gear Driven ##9												
Alum. Frame/Spool ##5#												
304 S.S. Frame/Spool ##9#												
316 S.S. Frame/Spool ##8#												
Sewer Cleaning Reel ##15												
Twin Hose ####T												

Additional Options	
Idler	
Chain Guard	
Roller Bracket (Top)	
Roller Bracket (Bottom)	
Inboard Motor	
Brake	
Auxiliary Bevel Crank	
Hose Boss (Guide)	
Junction Box	
Explosion Proof Switch	
Solenoid	
Circuit Breaker	
Control Valve	

### Part No. Example: EP3900-23-28-15FFNPALP21-R00

EP(12VDC Electric Explosion Proof Motor)  
 3900(Series 3900 Hose Reel)  
 -23(23" Head Dia.) -28(28" Drum Length)  
 -15(1-1/2" Thread Size) FF(Female In/Out Thread Type)  
 NP(NPT Thread Style) A(Aluminum Fluid Path)  
 LP(0-600 PSI) 2(90° Inlet)  
 1(Left Hand Top Wind Fluid Path Location/Direction)  
 R(Red)

**NOTE:** Not all options available in every combination. Actual assigned part numbers will vary. Please contact manufacturer for price and availability.



## Heavy Duty Large Frame Reels Nordic Series 1200

1" fluid path for 1/2" through 1" I.D. hose

**Rewind:** Direct crank rewind or chain and sprocket drive powered by A.C. or D.C. electric motor, compressed air motor or hydraulic motor. Crank is not supplied on power rewind models. A pin lock assembly is optional on manual rewind reels. A 3/8" pitch chain is standard.

**Inlet:** 1/2" up to 1" female/male NPT 90° swivel joint. Straight swivel joint may be specified at extra cost.

**Gooseneck:** 1/2", 3/4", 1" female NPT. Other sizes and/or threads, including garden hose thread, can be furnished when specified.

The standard color for this series is red.



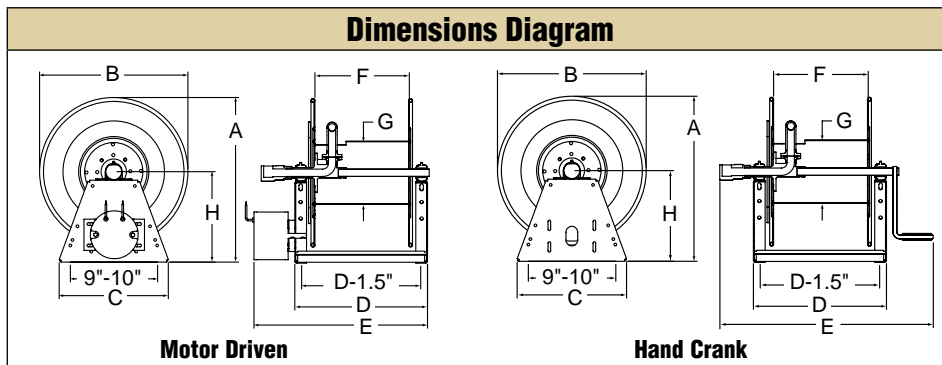
Shown with optional three-way roller bracket.

Nonexplosion-proof motor is standard "E" (pictured). Explosion proof (EP) motor is available upon request.

**Made in USA**

**Built to order, not returnable.**

Product temperatures range from -20 °F to +225 °F and standard pressures to 3000 psi. Other temperatures or pressures can be furnished at extra cost; consult manufacturer.



Hose I.D.		in	1/2	3/4	1	Specification - Hose Capacity and Reel Dimensions																
Hose O.D.		in	0.875	1.28	1.563	KEY: CRK = hand crank; "E" = nonexplosion-proof electric motor; EP = explosion-proof motor; AIR = air motor; BEVEL = bevel crank																
		mm	22	33	40		A	B	C	D	E CRK	E "E"	E EP	E AIR	E BEVEL	F	G	H				
Model	Hose Length				Weight Crank*	Weight Motor*	Weight Bevel*															
	ft	m	ft	m	ft	m	ft	m	ft	m	ft	m	ft	m	ft	m	ft	m				
1200-19-6	120	37	40	12	35	11	41 LB	58 LB	48 LB	in	21.1	19	14	11	22	16.5	18.5	16	24	6	8	11.6
	37	12	12	11	19 KG	26 KG	22 KG	mm	536	483	356	279	559	419	470	406	610	152	203	295		
1200-19-12	255	78	95	29	80	24	43 LB	60 LB	50 LB	in	21.1	19	14	17	28	22.5	24.5	22	30	12	8	11.6
	78	24	24	20 KG	27 KG	23 KG	mm	536	483	356	432	711	572	622	559	762	305	203	295			
1200-19-18	395	120	145	44	125	38	44 LB	61 LB	51 LB	in	21.1	19	14	23	34	28.5	30.5	28	36	18	8	11.6
	120	38	20 KG	28 KG	23 KG	mm	536	483	356	584	864	724	775	711	914	457	203	295				
1200-19-22	490	149	180	55	160	49	45 LB	62 LB	52 LB	in	21.1	19	14	27	38	32.5	34.5	32	40	22	8	11.6
	149	45	20 KG	28 KG	24 KG	mm	536	483	356	686	965	826	876	813	1016	559	203	295				
1200-19-28	630	192	220	67	190	58	46 LB	63 LB	53 LB	in	21.1	19	14	33	44	38.5	40.5	38	46	28	8	11.6
	192	58	21 KG	29 KG	24 KG	mm	536	483	356	838	1118	978	1029	965	1168	711	203	295				
1200-23-6	145	44	70	21	40	12	49 LB	66 LB	56 LB	in	25.1	23	15.25	11	22	16.5	18.5	16	24	6	11.25	13.6
	44	12	22 KG	30 KG	25 KG	mm	638	584	387	279	559	419	470	406	610	152	286	345				
1200-23-12	315	96	160	49	100	30	51 LB	68 LB	58 LB	in	25.1	23	15.25	17	28	22.5	24.5	22	30	12	11.25	13.6
	96	30	23 KG	31 KG	26 KG	mm	638	584	387	432	711	572	622	559	762	305	286	345				
1200-23-18	490	149	250	76	155	47	52 LB	69 LB	59 LB	in	25.1	23	15.25	23	34	28.5	30.5	28	36	18	11.25	13.6
	149	47	24 KG	31 KG	27 KG	mm	638	584	387	584	864	724	775	711	914	457	286	345				
1200-23-22	610	186	300	91	195	59	53 LB	70 LB	60 LB	in	25.1	23	15.25	27	38	32.5	34.5	32	40	22	11.25	13.6
	186	59	24 KG	32 KG	27 KG	mm	638	584	387	686	965	826	876	813	1016	559	286	345				
1200-23-28	780	238	370	113	240	73	54 LB	71 LB	61 LB	in	25.1	23	15.25	33	44	38.5	40.5	38	46	28	11.25	13.6
	238	73	24 KG	32 KG	28 KG	mm	638	584	387	838	1118	978	1029	965	1168	711	286	345				

Refer to page 28 to build a representative model number. Final part number assigned upon quote. Refer to chart on page 31 for weight adders.

Reelcraft's reel configurator can quickly and accurately quote standard large frame reels.

Refer to page 27 for more information.



# Large Frame Hose Reels | Nordic Series 2400

## Heavy Duty Large Frame Reels Nordic Series 2400

1/2", 3/4" or 1" fluid path for 1/2" through 1" I.D. hose

**Rewind:** Gear-drive rewind or chain and sprocket drive powered by A.C. or D.C. electric motor, compressed air motor or hydraulic motor.

**Inlet:** 1/2" up to 1" female/male NPT 90° swivel joint. Straight swivel joint may be specified at extra cost.

**Gooseneck:** 1/2" up to 1" female/male NPT. Other sizes and/or threads, including male NST and male garden hose thread, can be furnished when specified.

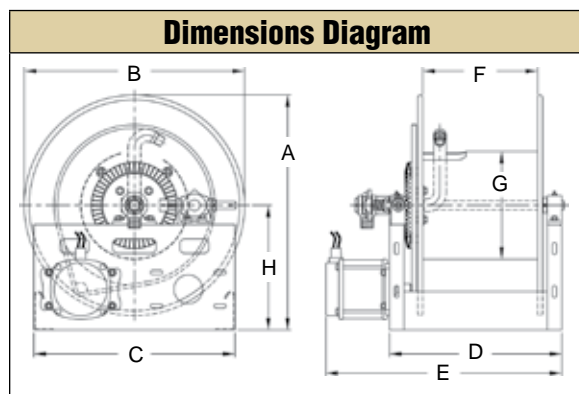
Product temperatures from -20 °F to +225 °F and standard pressures to 3000 psi. Reels to operate at other temperatures or pressures can be furnished at extra cost, consult manufacturer. The standard color for this series is red or gray. Add 12" to B dimension when crank is in rewind position.



1/2" pitch chain  
now standard


Shown with optional  
bevel crank.

Made in USA



## Fire Service / Booster Reels

The **aluminum Series 2450** reel for booster hose is corrosion-resistant and weighs up to 50% less than standard steel booster reels. Features include an aluminum spool and frame assembly, plated steel fluid path and plated sprocket and fasteners. **No painting or finishing is required.**



**Built to order, not returnable.**

Hose I.D.				Specification - Hose Capacity and Reel Dimensions															
Hose O.D.				KEY: CRK = hand crank; ELC = electric motor; HYD = hydraulic motor; AIR = air motor															
Model	Hose Length (other std. lengths available)			Est. Weight		A	B	B	B	B	C	D	E	E	E	E	F	G	H
	ft	m					CRK	ELC	AIR	HYD			CRK	ELC	AIR	HYD			
2400-19-16	ft	285	110	60	70 LB	in	22.5	21	21	21	21	22	26	29	28	28	16	11.25	13
	m	87	34	18	32 KG	mm	572	533	533	533	533	559	660	737	711	711	406	286	330
2400-23-14	ft	390	175	110	74 LB	in	24.5	23	23	23	23	21	24	27	26	26	14	11.25	13
	m	119	53	34	34 KG	mm	622	584	584	584	584	533	508	610	686	660	356	286	330
2400-23-18	ft	490	250	155	78 LB	in	24.5	23	23	23	23	21	24	28	31	30	18	11.25	13
	m	149	76	47	35 KG	mm	622	584	584	584	584	533	610	711	787	762	457	286	330
2400-23-20	ft	535	265	170	80 LB	in	24.5	23	23	23	23	21	26	30	33	32	20	11.25	13
	m	163	81	52	36 KG	mm	622	584	584	584	584	533	660	762	838	813	813	508	286
2400-23-24	ft	660	320	210	84 LB	in	24.5	23	23	23	23	21	30	34	37	36	24	11.25	13
	m	201	98	64	38 KG	mm	622	584	584	584	584	533	762	864	940	914	914	610	286
2400-25-8	ft	265	135	95	72 LB	in	26.5	25	25	25	25	21	14	18	21	20	8	11.25	14
	m	81	41	29	33 KG	mm	673	635	635	635	635	533	356	457	533	508	508	203	286
2400-25-14	ft	465	225	150	74 LB	in	26.5	25	25	25	25	21	20	24	27	26	14	11.25	14
	m	142	69	46	34 KG	mm	673	635	635	635	635	533	508	610	686	660	660	356	286
2400-31-8	ft	465	205	155	74 LB	in	32.5	31	31	31	31	24	14	18	21	20	8	11.25	17
	m	142	62	47	34 KG	mm	826	787	787	787	787	610	356	457	533	508	508	203	286
2400-31-10	ft	565	240	185	76 LB	in	32.5	31	31	31	31	24	16	20	23	22	10	11.25	17
	m	172	73	56	34 KG	mm	826	787	787	787	787	610	406	508	584	559	559	254	286
2400-31-16	ft	925	410	305	80 LB	in	32.5	31	31	31	31	24	22	26	29	28	16	11.25	17
	m	282	125	93	36 KG	mm	826	787	787	787	787	610	559	660	737	711	711	406	286

Refer to page 28 to build a representative model number. Final part number assigned upon quote. Refer to chart on page 31 for weight adders.

Reelcraft's reel configurator can quickly and accurately quote standard large frame reels.

Refer to page 27 for more information.

## Heavy Duty Large Frame Reels Nordic Series 3900

1 1/2" fluid path for 1" through 1 1/2" I.D. hose

**Rewind:** Gear-drive rewind or chain and sprocket drive powered by A.C. or D.C. electric motor, compressed air motor or hydraulic motor.

**Inlet:** 2" straight grooved fitting with 1 1/2" female NPT straight swivel joint is standard. 2" 90° grooved fitting with 1 1/2" NPT female available at extra cost.

**Gooseneck:** 1", 1 1/4" and 1 1/2" female/male NPT outlet. Other sizes and/or threads can be furnished and must be specified.

Add 12" to B dimension when crank is in rewind position.  
The standard color for this series is red or gray.

Made in USA 

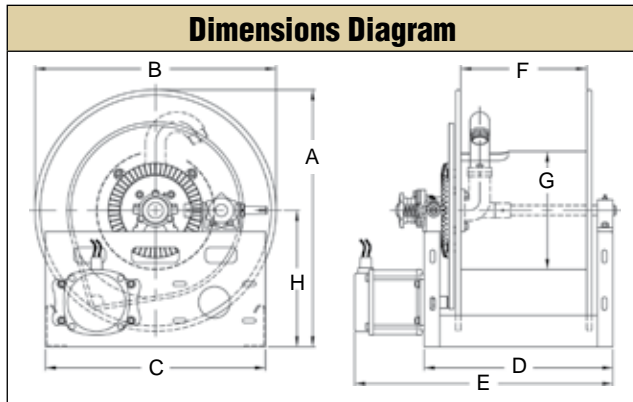
1/2" pitch chain now standard

Shown with optional bevel crank.



**Built to order, not returnable.**

Standard seals maximum temperature 174 °F (79 °C) and minimum temperature -20 °F (-29 °C). Extreme temperature seals maximum temperature 400 °F (204 °C) and minimum temperature -50 °F (-45 °C) and standard pressures to 600 psi. Other temperatures or pressures can be furnished at extra cost, consult manufacturer.



**Note:** Weights shown in chart are for crank rewind models.

Add these amounts and model number prefix for power rewind models.

Prefix	Type	LB / KG
EP	Electric	42 / 19
A	Air	26 / 12
H	Hyd	26 / 12

Hose I.D.	Hose Length				Est. Weight	Specification - Hose Capacity and Reel Dimensions															
	in	1	1 1/4	1 3/8		KEY: CRK = hand crank; ELC = electric motor; HYD = hydraulic motor; AIR = air motor															
Hose O.D.	mm	25	32	35	38	A		B CRK	B ELC	B AIR	B HYD	C	D	E CRK	E ELC	E AIR	E HYD	F	G	H	
	mm	1.563	1.813	2.000	2.063	in	22.5	21	21	21	21	21	22	26	29	28	28	16	11.25	13	
	mm	40	46	51	52	mm	572	533	533	533	533	533	559	660	737	711	711	406	286	330	
3900-19-16	ft	60	50	50	45	90 LB	in	21	21	21	21	21	22	26	29	28	28	16	11.25	13	
	m	18	15	15	14	41 KG	mm	533	533	533	533	533	559	660	737	711	711	406	286	330	
3900-19-20	ft	70	65	60	55	93 LB	in	22	21	21	21	21	26	30	33	32	32	20	11.25	13	
	m	21	20	18	17	42 KG	mm	572	533	533	533	533	660	762	838	813	813	508	286	330	
3900-23-12	ft	100	60	60	50	87 LB	in	24.5	23	23	23	21	18	22	25	24	24	12	11.25	13	
	m	30	18	18	15	39 KG	mm	622	584	584	584	533	457	559	635	610	610	305	286	330	
3900-23-18	ft	155	90	95	85	93 LB	in	24.5	23	23	23	21	24	28	31	30	30	18	11.25	13	
	m	47	27	29	26	42 KG	mm	622	584	584	584	533	610	711	787	762	762	457	286	330	
3900-23-20	ft	170	110	105	95	95 LB	in	24.5	23	23	23	21	26	30	33	32	32	20	11.25	13	
	m	52	34	32	29	42 KG	mm	622	584	584	584	533	660	762	838	813	813	508	286	330	
3900-23-26	ft	225	140	135	125	100 LB	in	24.5	23	23	23	21	32	36	39	38	38	26	11.25	13	
	m	69	43	41	38	45 KG	mm	622	584	584	584	533	813	914	991	965	965	660	286	330	
3900-23-28	ft	240	150	145	135	103 LB	in	24.5	23	23	23	21	34	38	41	40	40	28	11.25	13	
	m	73	46	44	41	47 KG	mm	622	584	584	584	533	864	965	1041	1016	1016	711	286	330	
3900-23-36	ft	325	190	185	180	111 LB	in	24.5	23	23	23	21	42	46	49	48	48	36	11.25	13	
	m	99	58	56	55	50 KG	mm	622	584	584	584	533	1067	1168	1245	1219	1219	914	286	330	
3900-25-12	ft	135	90	60	50	89 LB	in	26.5	25	25	25	21	18	22	25	24	24	12	11.25	14	
	m	41	27	18	15	40 KG	mm	673	635	635	635	635	457	559	635	610	610	305	286	356	
3900-25-20	ft	230	160	105	95	97 LB	in	26.5	25	25	25	21	26	30	33	32	32	20	11.25	14	
	m	70	49	32	29	44 KG	mm	673	635	635	635	533	660	762	838	813	813	508	286	356	
3900-31-12	ft	215	155	125	105	92 LB	in	32.5	31	31	31	31	24	18	22	25	24	12	11.25	17	
	m	66	47	38	32	42 KG	mm	826	787	787	787	787	610	457	559	635	610	610	305	286	432
3900-31-16	ft	305	210	170	150	96 LB	in	32.5	31	31	31	31	24	22	26	29	28	16	11.25	17	
	m	93	64	52	46	44 KG	mm	826	787	787	787	787	610	559	660	737	711	711	406	286	432
3900-31-20	ft	365	290	210	190	100 LB	in	32.5	31	31	31	31	24	26	30	33	32	20	11.25	17	
	m	111	88	64	58	45 KG	mm	826	787	787	787	787	610	660	762	838	813	508	286	432	

Refer to page 28 to build a representative model number. Final part number assigned upon quote.

Reelcraft's reel configurator can quickly and accurately quote standard large frame reels.

Refer to page 27 for more information.

# Liquid Propane Reels | Nordic Series 3900 LPG / 80000 / D80000


## Heavy Duty Large Frame Reels Nordic Series 3900 LPG

1 1/2" or 2" fluid path for 1" through 2" I.D. hose

**Rewind:** Gear-drive or chain and sprocket drive powered by explosion proof A.C. or D.C. electric motor, compressed air motor or hydraulic motor.

**Inlet:** Full Circle® UL approved swivels available in 1", 1 1/2" and 2" as standard.


**Now available in polished aluminum**



### Hose Boss (optional accessory)

The Hose Boss Rewind Assist consists of a rewind switch mounted in an extended arm with two hose rollers. Assists in efficiently and safely unwinding and rewinding hose.

**Made in USA**



**Inset:** Nordic Series 3900 LPG with optional Hose Boss

## Heavy Duty Spring Retractable Reels Series 80000/D80000 - 1/2", 3/4", 1" I.D.

### OPTIONS

Choose a reel model from the chart below, then use the suffix codes below to choose a flange/end plate material.

LP82000 OL□

Flange/End Plate Material	
S	Stainless Steel
P	Carbon Steel



Hose not included

Series 80000 Carbon steel With Full Circle® swivel

Hose Boss

Model without hose	Hose I.D.		Hose O.D.		Capacity		Pressure		Weight		A		B		C		D		E		F	
	in	mm	in	mm	ft	m	psi	bar	lbs	kg	in	mm	in	mm	in	mm	in	mm	in	mm	in	mm
<b>Series 80000 / D80000: Spring Driven Reels</b>																						
LP82000 OL□*	1/2	13	.845	21	100	30	300	21	82	37	25 <sup>3</sup> / <sub>8</sub>	645	24	610	10	254	6	152	15 <sup>3</sup> / <sub>8</sub>	391	8 <sup>1</sup> / <sub>8</sub>	206
LP83000 OL□*	3/4	19	1.188	30	50	15	350	24	82	37	25 <sup>3</sup> / <sub>8</sub>	645	24	610	10	254	6	152	15 <sup>3</sup> / <sub>8</sub>	391	8 <sup>1</sup> / <sub>8</sub>	206
LPD83000 OL□*	3/4	19	1.188	30	75	23	350	24	77	35	25 <sup>3</sup> / <sub>8</sub>	645	24	610	10 <sup>1</sup> / <sub>2</sub>	267	7 <sup>7</sup> / <sub>8</sub>	200	17 <sup>3</sup> / <sub>4</sub>	451	10 <sup>3</sup> / <sub>8</sub>	264
LPD84000 OL□*	1	25	1.500	38	50	15	350	24	77	35	25 <sup>3</sup> / <sub>8</sub>	645	24	610	10 <sup>1</sup> / <sub>2</sub>	267	7 <sup>7</sup> / <sub>8</sub>	200	17 <sup>7</sup> / <sub>8</sub>	454	10 <sup>3</sup> / <sub>8</sub>	264

\*Choose flange/end plate material from charts above. Refer to page 13 for dimension chart.

Hose I.D.	in	1	1 1/4	1 1/2	2	<b>Specification - Hose Capacity and Reel Dimensions</b>													
	mm	25	32	38	51	Refer to chart on page 31 for Series 3900 LPG dimensions.													
Hose O.D.	in	1.563	1.813	2.063	2.563	Model	Hose Length				Est. Weight	A	B	C	D	E	F	G	H
	mm	40	46	52	65		ft	m	ft	m									
3900-19-20	ft	70	65	55		103 LB	in	22.5	21	21	26	33	20	11.25	13				
	m	21	20	17		47 KG	mm	572	533	533	660	838	508	286	330				
3900-23-16	ft	140	80	75		100 LB	in	24.5	23	21	22	29	16	11.25	13				
	m	43	24	23		45 KG	mm	622	584	533	559	737	406	286	330				
3900-23-20	ft	170	110	95		105 LB	in	24.5	23	21	26	33	20	11.25	13				
	m	52	34	29		48 KG	mm	622	584	533	660	838	508	286	330				
3900-23-24	ft	210	130	115		110 LB	in	24.5	23	21	30	37	24	11.25	13				
	m	64	40	35		50 KG	mm	622	584	533	762	940	610	286	330				
3900-25-14	ft	150	105	65		102 LB	in	26.5	25	21	20	27	14	11.25	14				
	m	46	32	20		46 KG	mm	673	635	533	508	686	356	286	356				
3900-25-18	ft	210	135	85		105 LB	in	26.5	25	21	24	31	18	11.25	14				
	m	64	41	26		48 KG	mm	673	635	533	610	787	457	286	356				
3900-23-26	ft			95	35	112 LB	in	24.5	23	21	32	39	26	15	13				
	m			29	11	51 LG	mm	622	584	533	813	991	660	381	330				
3900-31-12	ft			95	55	102 LB	in	32.5	31	24	18	25	12	15	17				
	m			29	17	46 KG	mm	826	787	610	457	635	305	381	432				
3900-31-22	ft			185	110	115 LB	in	32.5	31	24	28	35	22	15	17				
	m			56	34	52 KG	mm	826	787	610	711	889	559	381	432				

Refer to page 28 to build a representative model number including LPG swivel. Refer to charts on page 13 and 31 for dimensions.

**Built to order, not returnable.**



## Heavy Duty Large Frame Reels Nordic Series 3700 & 5900

2", 3" or 4" fluid path for 1 1/2" through 4" I.D. hose

**Rewind:** Gear-drive crank rewind or chain and sprocket drive powered by A.C. or D.C. electric motor, compressed air motor or hydraulic motor.

**Inlet:** 2" (Series 3700) / 3" (Series 5900) straight grooved fitting is standard. 4" (Series 5900) 90° grooved fitting and 24" diameter drum is standard. 90° grooved fitting swivel joint available at extra cost.

**Gooseneck:** 2" (Series 3700) / 3" (Series 5900) / 4" (Series 5900) female NPT. Other sizes and/or threads can be furnished and must be specified.

Series 5900 product temperatures from -50 °F to +400 °F and standard pressures to 300 psi. Series 3700 standard seals maximum temperature 174 °F (79 °C) and minimum temperature -20 °F (-29 °C). Extreme temperature seals maximum temperature 400 °F (204 °C) and minimum temperature -50 °F (-45 °C).



1/2" pitch chain  
now standard



Nordic Series 3700  
Shown with optional  
bevel crank.

Nordic Series 5900  
Shown with optional  
bevel crank.



Standard pressures to 300 psi. Other temperatures or pressures can be furnished at extra cost, consult manufacturer. The standard color for this series is red or gray. Add 12" to B dimension when crank is in rewind position.

**Built to order, not returnable.**

Hose I.D.	in mm	1 1/2	2	2 1/2	3	4	Specification - Hose Capacity and Reel Dimensions																				
		38	51	64	76	102	KEY: CRK = hand crank; ELC = electric motor; HYD = hydraulic motor; AIR = air motor																				
Hose O.D.	in mm	2.063 52	2.563 65	3.188 81	3.75 95	4.75 121	Model	Hose Length					Est. Weight	A	B CRK	B ELC	B AIR	B HYD	C	D	E CRK	E ELC	E AIR	E HYD	F	G	H
3700-23-20	ft	70	25				114 LB	in	24.5	23	23	23	23	21	26	30	33	32	32	20	15	13					
	m	21	8				52 KG	mm	622	584	584	584	584	533	660	762	838	813	813	508	381	330					
3700-25-20	ft	70	55				124 LB	in	26.5	25	25	25	25	21	26	30	33	32	32	20	15	14					
	m	21	17				56 KG	mm	673	635	635	635	635	533	660	762	838	813	813	508	381	356					
3700-25-24	ft	85	75				128 LB	in	26.5	25	25	25	25	21	30	34	37	36	36	24	15	14					
	m	26	23				58 KG	mm	673	635	635	635	635	533	762	864	940	914	914	610	381	356					
3700-25-32	ft	115	100				136 LB	in	26.5	25	25	25	25	21	38	42	45	44	44	32	15	14					
	m	35	30				62 KG	mm	673	635	635	635	635	533	965	1067	1143	1118	1118	813	381	356					
3700-31-12	ft	95	55				134 LB	in	32.5	31	31	31	31	24	18	22	25	24	24	12	15	17					
	m	29	17				61 KG	mm	826	787	787	787	787	610	457	559	635	610	610	305	381	432					
3700-31-20	ft	170	95				142 LB	in	32.5	31	31	31	31	24	26	30	33	32	32	20	15	17					
	m	52	29				64 KG	mm	826	787	787	787	787	610	660	762	838	813	813	508	381	432					
3700-31-26	ft	225	135				148 LB	in	32.5	31	31	31	31	24	32	36	39	38	38	26	15	17					
	m	69	41				67 KG	mm	826	787	787	787	787	610	813	914	991	965	965	660	381	432					
3700-39-16	ft	230	165				182 LB	in	40.5	39	39	39	39	24	22	26	29	28	28	16	15	21					
	m	70	50				83 KG	mm	1029	991	991	991	991	610	559	660	737	711	711	406	381	533					
3700-39-24	ft	360	250				190 LB	in	40.5	39	39	39	39	24	30	34	37	36	36	24	15	21					
	m	110	76				86 KG	mm	1029	991	991	991	991	610	762	864	940	914	914	610	381	533					
5900-31-16	ft		60	25	20		140 LB	in	32.5	31	31	31	31	24	22	26	29	28	28	16	20	17					
	m		18	8	6		64 KG	mm	826	787	787	787	787	610	559	660	737	711	711	406	508	432					
5900-31-24	ft		90	35	30		150 LB	in	32.5	31	31	31	31	24	30	34	37	36	36	24	20	17					
	m		27	11	9		68 KG	mm	826	787	787	787	787	610	762	864	940	914	914	610	508	432					
5900-31-32	ft		125	50	40		160 LB	in	32.5	31	31	31	31	24	38	42	45	44	44	32	20	17					
	m		38	15	12		73 KG	mm	826	787	787	787	787	610	965	1067	1143	1118	1118	813	508	432					
5900-36-12	ft		65	30	35		146 LB	in	37.5	36	36	36	36	24	18	22	25	24	24	12	20	21					
	m		20	9	11		66 KG	mm	953	914	914	914	914	610	457	559	635	610	610	305	508	533					
5900-36-16	ft		100	55	45	15	150 LB	in	37.5	36	36	36	36	24	22	26	29	28	28	16	20	21					
	m		30	17	14	5	68 KG	mm	953	914	914	914	914	610	559	660	737	711	711	406	508	533					
5900-39-12	ft		95	55	35	25	180 LB	in	40.5	39	39	39	39	24	18	22	25	24	24	12	20	21					
	m		29	17	11	8	82 KG	mm	1029	991	991	991	991	610	457	559	635	610	610	305	508	533					
5900-39-16	ft		145	90	45	35	200 LB	in	40.5	39	39	39	39	24	22	26	29	28	28	16	20	21					
	m		44	27	14	11	91 KG	mm	1029	991	991	991	991	610	559	660	737	711	711	406	508	533					
5900-39-24	ft		220	125	65	60	210 LB	in	40.5	39	39	39	39	24	30	34	37	36	36	24	20	21					
	m		67	38	20	18	95 KG	mm	1029	991	991	991	991	610	762	864	940	914	914	610	508	533					

Refer to page 28 to build a representative model number. Final part number assigned upon quote. Refer to chart on page 31 for weight adders.

Reelcraft's reel configurator can quickly and accurately quote standard large frame reels.

Refer to page 27 for more information.



# Large Frame Hose Reels | Nordic Series 3800

## Heavy Duty Large Frame Reels Petroleum Service

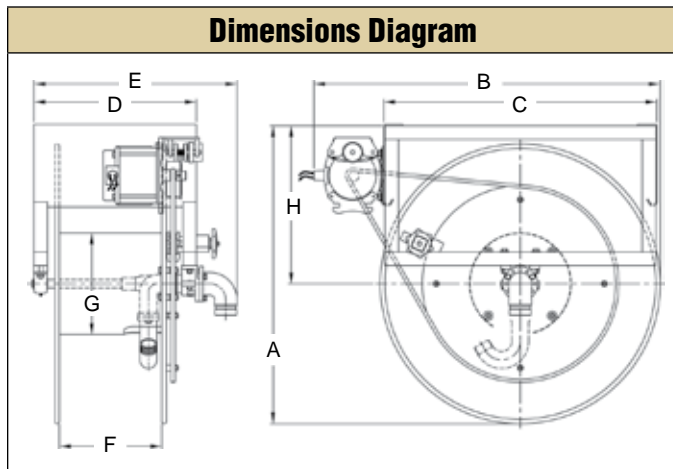
1 1/2" or 2" fluid path for 1 1/4" through 2" I.D. hose

**Rewind:** Chain and sprocket drive powered by A.C. or D.C. electric motor, compressed air motor or hydraulic motor. 30° manual rewind assembly available at extra cost.

**Inlet:** 90° 2" grooved fitting is standard. Straight swivel joints may be specified at no extra cost.

**Gooseneck:** 1 1/4", 1 1/2" or 2" female/male NPT is available. Specify male or female fitting and hose size when ordering.

**Brakes and locks:** Manual friction brake and air operated caliper brake are standard.



Made in USA 

Standard seals maximum temperature 174 °F (79 °C) and minimum temperature -20 °F (-29 °C). Extreme temperature seals maximum temperature 400 °F (204 °C) and minimum temperature -50 °F (-45 °C). Standard pressures to 300 psi. Other temperatures or pressures can be furnished at extra cost; consult manufacturer. The standard color for this series is red or gray.

Hose I.D.	in	1 1/4	1 3/8	1 1/2	2	Specification - Hose Capacity and Reel Dimensions									
Hose O.D.	mm	32	35	38	51										
	in	1.813	2.000	2.063	2.563										
	mm	46	51	52	65										
Model	Hose Length					Est. Weight	A	B	C	D	E	F	G	H	
3800-31-10	ft	130	105	85		174 LB	in	33	38.5	30	16	20.25	10	11.25	17.5
	m	40	32	26		79 KG	mm	838	978	762	406	514	254	286	445
3800-31-12	ft	155	125	105		176 LB	in	33	38.5	30	18	22.25	12	11.25	17.5
	m	47	38	32		80 KG	mm	838	978	762	457	565	305	286	445
3800-31-16	ft	210	170	150		180 LB	in	33	38.5	30	22	26.25	16	11.25	17.5
	m	64	52	46		82 KG	mm	838	978	762	559	667	406	286	445
3800-39-7	ft	120	105	105		212 LB	in	41	43.5	32	13	17.25	17	11.25	21.5
	m	37	32	32		96 KG	mm	1041	1105	813	330	438	432	286	546
3800-39-9	ft	160	140	140		214 LB	in	41	43.5	32	15	19.25	9	11.25	21.5
	m	49	43	43		97 KG	mm	1041	1105	813	381	489	229	286	546
3800-39-11	ft	240	175	175		216 LB	in	41	43.5	32	17	21.25	11	11.25	21.5
	m	73	53	53		98 KG	mm	1041	1105	813	432	540	279	286	546
3800-31-13	ft	170	110	110	70	178 LB	in	33	38.5	30	19	24.5	13	15	17.5
	m	52	34	34	21	81 KG	mm	838	978	762	483	622	330	381	445
3800-39-12	ft	230	195	165	110	218 LB	in	41	43.5	32	18	23.5	12	15	21.5
	m	70	59	50	34	99 KG	mm	1041	1105	813	457	597	305	381	546
3800-39-16	ft	305	255	230	165	224 LB	in	41	43.5	32	22	27.5	16	15	21.5
	m	93	78	70	50	102 KG	mm	1041	1105	813	559	699	406	381	546

Refer to page 28 to build a representative model number. Final part number assigned upon quote.

**Built to order, not returnable.**



## Heavy Duty Single Wrap Reels Petroleum / Aviation Fuel Service

1 1/2", 2" or 3" fluid path for 1 3/8" through 3" I.D. hose

**Rewind:** Chain and sprocket drive powered by A.C. or D.C. electric motor, compressed air motor or hydraulic motor.

**Inlet:** 2" grooved fitting is standard for 1" through 2" ID hose. 3" grooved fitting is standard for 2 1/2" and 3" ID hose. 1 1/2", 2" and 3" NPT or BSPP available. 90° inlets available.

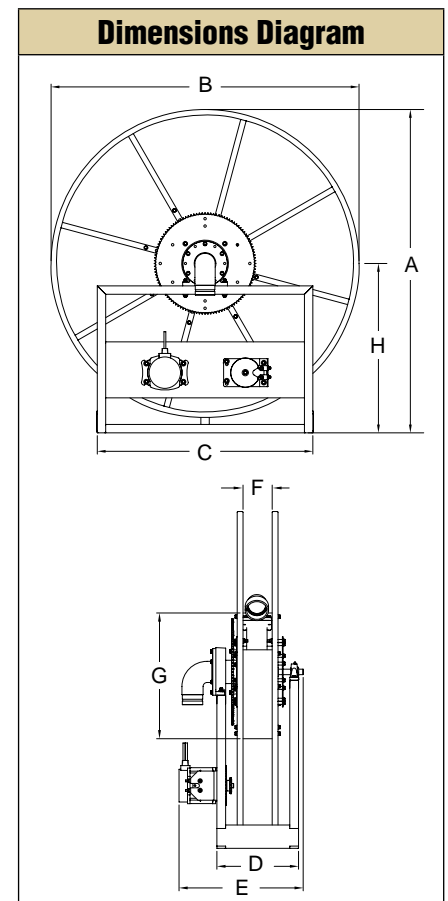
**Gooseneck:** 1 1/2", 2" and 3" NPT or BSPP. Specify male or female threads for gooseneck.

**Brakes and locks:** Air operated caliper brake and idler assembly is standard. Manual friction brake optional.

**Materials:** Standard frame and spool assembly are made of heavy duty steel construction. Also available in aluminum. The standard color for this series is red or gray.

**Operating pressure:** 300 psi maximum. Reels to operate at other pressure ratings available at extra cost. Consult manufacturer.

**Operating temperatures:** Maximum 400 °F (204 °C) / minimum -50 °F (-46 °C). Reels that are to operate at other temperature ratings are available at extra cost, consult manufacturer.



Hose I.D.	in	1 3/8	1 1/2	2	2 1/2	3					
	mm	35	38	51	64	76					
Hose O.D.	in	2.000	2.063	2.563	3.063	3.750					
	mm	51	52	65	81	95					
Model	Hose Length						A	B	C	H	
6000-47	ft	55	50	30	25	20	in	48.5	47	38.5	25
	m	17	15	9	8	6	mm	1232	1194	978	635
6000-55	ft	80	75	50	40	35	in	55.75	55	38.5	28.25
	m	24	23	15	12	11	mm	1416	1397	978	718
6000-62	ft	100	100	70	50	50	in	62.75	62	38.5	31.75
	m	30	30	21	15	15	mm	1594	1575	978	806
6000-68	ft	125	120	85	70	60	in	68.75	68	38.5	34.75
	m	38	37	26	21	18	mm	1746	1727	978	883
6000-72	ft	150	140	100	80	70	in	72.75	72	38.5	36.75
	m	46	43	30	24	21	mm	1848	1829	978	933

Hose I.D.	Dimensions							
	D		E		F		G*	
	in	mm	in	mm	in	mm	in	mm
1 3/8"	12	305	18.5	470	2.5	64	18	457
1 1/2"	12	305	18.5	470	2.5	64	18	457
2"	12	305	18.5	470	3.5	89	24	610
2 1/2"	13	330	19.5	495	3.5	89	24	610
3"	14	356	20.5	521	4.5	114	24	610

\*Drum diameter conforms to API 1529 Appendix A. Model numbers are representative. Final part number assigned upon quote.

**Built to order, not returnable.**

# Light/Medium Duty Cord Reels | Series LD / LG / LH

## Light/Medium Duty Cord Reels

Reelcraft's new line of light and medium duty cord reels are designed for less strenuous applications in which a capable and long-lasting reel is required. The reels accommodate lengths of 16/3, 14/3, 12/3, and 10/3 diameter cable.

		Dimensions - Size Index							
		1		2		3		4	
		in	mm	in	mm	in	mm	in	mm
<b>A</b>		117/8	302	151/4	387	133/4	349	173/4	451
<b>B</b>		91/4	235	111/2	292	11	279	171/4	438
<b>C</b>		33/4	95	5	127	83/4	222	111/8	283
<b>D</b>		23/4	98	93/16	233	1/4" mounting holes. If reels are to be mounted more than 15' overhead, consult manufacturer.			
<b>E</b>		2	51	3	76				
<b>F</b>		17/8	48	51/2	139				
<b>G</b>		7/16	11	9/16	14				
<b>H</b>		N/A		15/8	41				

### Series LD Cord Reels

Designed for overhead mounting, these reels are compact, feature a powder coated steel housing, adjustable cable stop and a resettable circuit breaker.

Model with Cord	Cord Ending	Cord Specifications						Volts	Amps	Weight		Size Index #
		AWG	mm	# Cond	ft	m	Type			lbs	kg	
LD2040 163 2*	Style 2	16	1.33	3	40	12	SJTW	120	0.3	11	5	1
LD2030 163 9	Style 9	16	1.33	3	30	9	SJTW	125	10	8	4	1
LD2030 143 9	Style 9	14	2.08	3	30	9	SJTW	125	13	9	4	1

\*Requires a minimum of 5' hanging cable (outside reel). Designed for ceiling mount. 2' pigtail with 3 prong plug included.

### Series LG Cord Reels

The medium duty Series LG cord reels are constructed from high-impact resistant composite materials to be lighter and compact. They may be mounted overhead, on a wall or detached from the mounting bracket completely. They also feature an adjustable cable stop and a circuit breaker that can be reset.

Model with Cord	Cord Ending	Cord Specifications						Volts	Amps	Weight		Size Index #
		AWG	mm	# Cond	ft	m	Type			lbs	kg	
LG3050 163 8*	Style 8	16	1.33	3	50	15	SJTW	120	10	13	6	2
LG3050 143 9	Style 9	14	2.08	3	50	15	SJTW	125	13	14	6	2
LG3040 123 9	Style 9	12	3.32	3	40	12	SJTW	125	15	14	6	2

\*Requires a minimum of five feet hanging cable (outside reel). 3' pigtail with 3 prong plug included.

### Series LH Hand Crank Reels

Designed with the contractor in mind, Series LH medium duty hand crank reels are portable and deliver power where and when it is necessary. They feature four circuit breaker protected outlets and a corrosion resistant powder coating.

Model with Cord*	Cord Ending	Cord Specifications						Volts	Amps	Weight		Size Index #
		AWG	mm	# Cond	ft	m	Type			lbs	kg	
LH2080 143	4 Outlets	14	2.08	3	80	24	SJTW	125	10	15	7	3
LH3100*	4 Outlets	10	5.37	3	100	30	STW	125	15	13	6	4

\*Does not include cord

Light cord reels are UL listed for the United States. Power cord reels and hand crank reels are UL listed for United States and Canada.

### Cord Options

**Style #2**  
13 watt fluorescent light features a durable shock-resistant lamp holder and shatter-resistant tube with switch.

**Style #8**  
13 watt fluorescent light features an on/off switch on the handle and an outlet.

**Style #9**  
Triple outlet with grounded receptacles. For maximum ratings, consult manufacturer.

LD2040 163 2

LD2030 143 9

LD2030 163 9

LG3050 163 8

LG3050 143 9

LH3100

LH2080 143

**Products on this page are warranted for 1 year.**

Models listed with an icon can ship same day upon request when the order is received by 11:30 AM Eastern Time for quantities of 10 or fewer.

Indiana Warehouse

Indiana & California Warehouses

California Warehouse

Canadian Warehouse

## Better by Design

- All models supplied with cord are complete with a 5 foot pigtail and three-prong plug (flying lead reels supplied with conduit box)
- Adjustable cord stop supplied on models with cord

### Adjustable Bumper Stop

Allows any desired length of cord to be maintained outside the reel.

### Corrosion-Resistant

Steel components are individually powder coated to virtually eliminate corrosion.

### Reelcraft offers many styles of outlets and lamps

- Single receptacle
- Duplex outlet box
- Triple tap
- R.V. plug
- Fluorescent
- Incandescent
- LED
- Flying lead

### Easy to Mount

Attaches to most structurally sound surfaces. Edges are curved for safety.

**Note:** Swing brackets should be used if cords are pulled at more than 45°, see page 47.



### Adjustable Guide Arm

Multiple guide arm positions for versatile uses and easier field adjustment.

### Enclosed Drive Spring

Drive mechanism is enclosed for protection against the environment.

### Long Life Drive Spring

Declutching arbor virtually eliminates possibility of spring damage due to reverse winding of reel spool.



### Structural Strength

Robotically welded heavy gauge steel frame.



## L 40501633

### REEL SERIES

- 40 = 4000 SERIES
- 45 = 4500 SERIES
- 55 = 5500 SERIES
- 57 = 5700 SERIES
- 70 = 7000 SERIES or 70000 SERIES

FOR REFERENCE ONLY

### WIRE SIZE

- 10 = 10 GAUGE
- 12 = 12 GAUGE
- 16 = 16 GAUGE

### LENGTH OF CORD

- 00 = W/O CORD
- 35 = 35 FEET
- 45 = 45 FEET
- 50 = 50 FEET
- 75 = 75 FEET
- 100 = 100 FEET

### NO. OF CONDUCTORS

- 2 = TWO CONDUCTOR
- 3 = THREE CONDUCTOR
- 4 = FOUR CONDUCTOR

### STYLE NUMBERS

- NONE = OPEN END
- 1 = INCANDESCENT LAMP
- 2 = FLUORESCENT LAMP
- 3 = SINGLE RECEPTACLE
- 4 = R.V. PLUG (M)
- 5 = INCANDESCENT NON-SPARKING
- 6x = FLUORESCENT EXPLOSION PROOF
- 7 = DUPLEX OUTLET BOX (F)
- 8 = FLUORESCENT WITH OUTLET
- 9 = TRI TAP
- 10 = LED LAMP
- X = FLYING LEAD

### Model Number Significance

This chart is for reference purposes only. Reels cannot be ordered by selecting from this chart. Please refer to selection charts on pages 38-39 or consult manufacturer for any questions about option combinations.

Model	Outside Diameter of Cord	Cord Specifications			
		AWG	mm <sup>2</sup>	# Cond.	Type
600193	.320" - .530"	16	1.33	3	SJO
1-HR1004-A	.438" - .624"	12	3.32	3	SJO
600267	.645"	10	5.37	3	SO
1-HR1004	.625" - .749"	12	3.32	3	SO
3-HR1004-3	1.06" - 1.30"	6	8.00	3	SO



# Power and Light Cord Reels | Series L 4000 / L 5000 / L 7000 / L 70000



**NEW!**  
L 70100 123 3A

Made in USA



L 4545 123 9G

## Cord Options

	<b>#3 - Single Receptacle</b> Single 15 AMP with clamp type strain relief for both 16 AWG and 12 AWG cord. NEMA 5-15R
#3A Single Receptacle"/>	<b>#3A - Single Receptacle</b> Single 20 AMP. NEMA 5-20R
#3B Twist Lock Connector"/>	<b>#3B - Twist Lock Connector</b> Single 20 AMP with twist lock connector. NEMA L5-20R
#4 R.V. Plug"/>	<b>#4 - R.V. Plug</b> Male rubber plug used with recreational vehicles (RV's).
#7/7A/7B Duplex Outlet Box"/>	<b>#7/7A/7B - Duplex Outlet Box</b> Duplex outlet box with flip-top lid. GFCI protection on #7 and 7A.
#9/9G Triple Tap"/>	<b>#9/9G - Triple Tap</b> Molded triple tap. GFCI protection on #9G only.
X Flying Lead"/>	<b>X - Flying Lead</b> Bare cord or cable endings and conduit box.



Model with Cord	Cord Ending	Cord Specifications				Volts	Amps	Shipping Weight		Size Index #
		AWG	mm <sup>2</sup>	# Cond.	ft m			Type	lbs	
L 4035 163 3	Single Receptacle	16	1.33	3	35 11	SJTOW	125	13	25 11	1
L 4050 163 3	Single Receptacle	16	1.33	3	50 15	SJTOW	125	13	26 12	1
L 4545 123 3	Single Receptacle	12	3.32	3	45 14	SJEOOW	125	15	27 12	1
L 5550 123 3	Single Receptacle	12	3.32	3	50 15	SJEOOW	125	15	44 20	3
L 70075 123 3	Single Receptacle	12	3.32	3	75 23	SEOOW	125	15	70 32	5
L 70100 123 3	Single Receptacle	12	3.32	3	100 30	SEOOW	125	15	74 34	5
L 4545 123 3A	Single Receptacle	12	3.32	3	45 14	SJEOOW	125	20	28 13	1
L 5550 123 3A	Single Receptacle	12	3.32	3	50 15	SJEOOW	125	20	44 20	3
L 70075 123 3A	Single Receptacle	12	3.32	3	75 23	SEOOW	125	20	70 32	5
L 70100 123 3A	Single Receptacle	12	3.32	3	100 30	SEOOW	125	20	74 34	5
L 4545 123 3B	Twist Lock Connector	12	3.32	3	45 14	SJEOOW	125	20	28 13	1
L 5550 123 3B	Twist Lock Connector	12	3.32	3	50 15	SJEOOW	125	20	44 20	3
L 70075 123 3B	Twist Lock Connector	12	3.32	3	75 23	SEOOW	125	20	70 32	5
L 70100 123 3B	Twist Lock Connector	12	3.32	3	100 30	SEOOW	125	20	74 34	5
L 5750 103 4	R.V. Plug	10	5.37	3	50 15	SOOW	125	30	50 23	4
L 4545 123 7	Duplex Outlet Box w/GFCI (F)*	12	3.32	3	45 14	SJEOOW	125	15	29 13	1
L 5550 123 7	Duplex Outlet Box w/GFCI (F)*	12	3.32	3	50 15	SEOOW	125	15	45 20	3
L 70075 123 7	Duplex Outlet Box w/GFCI (F)*	12	3.32	3	75 23	SEOOW	125	15	72 33	5
L 70100 123 7	Duplex Outlet Box w/GFCI (F)*	12	3.32	3	100 30	SEOOW	125	15	76 34	5
L 4545 123 7A	Duplex Outlet Box w/GFCI (F)*	12	3.32	3	45 14	SJEOOW	125	20	29 13	1
L 70075 123 7A	Duplex Outlet Box w/GFCI (F)*	12	3.32	3	75 23	SEOOW	125	20	72 33	5
L 70100 123 7A	Duplex Outlet Box w/GFCI (F)*	12	3.32	3	100 30	SEOOW	125	20	76 34	5
L 4545 123 7B	Duplex Outlet Box	12	3.32	3	45 14	SJEOOW	125	20	29 13	1
L 4050 163 9	Triple Tap	16	1.33	3	50 15	SJEOOW	125	13	26 12	1
L 4545 123 9	Triple Tap	12	3.32	3	45 14	SJEOOW	125	15	28 13	1
L 70075 123 9	Triple Tap	12	3.32	3	75 23	SEOOW	125	15	71 32	5
L 70100 123 9	Triple Tap	12	3.32	3	100 30	SEOOW	125	15	75 34	5
L 4545 123 9G	Triple Tap w/GFCI (F)	12	3.32	3	45 14	SJEOOW	125	15	29 13	1
L 70075 123 9G	Triple Tap w/GFCI (F)	12	3.32	3	75 23	SEOOW	125	15	72 33	5
L 70100 123 9G	Triple Tap w/GFCI (F)	12	3.32	3	100 30	SEOOW	125	15	76 34	5

**For indoor non-weather tight applications only.** All models UL listed at 125 Volt 60 Hz single phase. \*The GFCI Receptacle is designed to protect from line-to-ground shock hazards. The Ground Fault Circuit Interrupter does not protect against short circuits or overloads; this is the function of the fuse or circuit breaker. Reference page 4 for guide arm positions. **NOTE:** Swing brackets should be used if cords are pulled at more than 45°, see page 47.

Flying Lead Model with Cord	Model No Cord	Cord Specifications				Volts/ Amps	Volts/ Amps	Shipping Weight*		Size Index #
		AWG	mm <sup>2</sup>	# Cond.	ft m			Type	lbs	
L 4050 163 X	L 4000	16	1.33	3	50 15	SJEOOW	125 / 13	220 / 6.5	22 10	1
-----	L 4100	16	1.33	4	50 15	SJEOOW	125 / 10	220 / 5	22 10	1
L 4545 123 X	L 4500	12	3.32	3	45 14	SJEOOW	125 / 20	220 / 10	22 10	1
-----	L 5000	10	5.27	3	35 11	SO	125 / 30	220 / 15	29 13	2
-----	L 5400	12	3.32	3	35 11	SJEOOW	125 / 13	220 / 6.5	25 11	2
L 5550 123 X	L 5500	12	3.32	3	50 15	SEOOW	125 / 20	220 / 10	35 16	3
L 70075 123 X	L 70075	12	3.32	3	75 23	SEOOW	125 / 20	220 / 10	69 31	6
L 70100 123 X	L 70100	12	3.32	3	100 30	SEOOW	125 / 20	220 / 10	73 33	6
L 5550 124 X	-----	12	3.32	4	50 15	SEOOW	-----	600 / 16	44 20	3
L 70100 124 X	L 70100 124	12	3.32	4	100 30	SEOOW	-----	600 / 16	75 34	6
L 5750 103 X	L 5700	10	5.27	3	50 15	SEOOW	125 / 30	220 / 15	37 17	4
-----	L 7000	6	13.3	4	35 11	SOOW	-----	220 / 45	41 19	**
L 7050 104 X	-----	10	5.27	4	50 15	SEOOW	-----	600 / 20	65 29	**

**For indoor non-weather tight applications only.** All models UL listed at 125 Volt 60 HZ single phase. \*Weight of model without cord. \*\*Refer to reelcraft.com. Reference page 4 for guide arm positions.

# Power and Light Cord Reels | Series L 4000 / L 5000 / L 7000 / L 70000

Model with Cord	Cord Ending	Cord Specifications					Volts	Amps	Shipping Weight		Size Index #	
		AWG	mm <sup>2</sup>	# Cond	ft	m			Type	lbs		kg
 L 4035 163 1	*Incandescent	16	1.33	3	35	11	SJTOW	125	10	23	10	1
L 4050 163 1	*Incandescent	16	1.33	3	50	15	SJTOW	125	10	27	12	1
L 4035 A 163 5**	*Incandescent	16	1.33	3	35	11	SJE0OW	125	13	25	11	1
L 4050 A 163 5**	*Incandescent	16	1.33	3	50	15	SJE0OW	125	13	28	13	1
L 5245 A 163 6X**	Fluorescent	16	1.33	3	45	14	SE0OW	125	0.13	39	18	2
L 4035 162 2	Fluorescent	16	1.33	2	35	11	SJTOW	125	0.3	25	11	1
L 4050 162 2	Fluorescent	16	1.33	2	50	15	SJTOW	125	0.3	26	12	1
L 4035 163 8	Fluorescent Light and Outlet	16	1.33	3	35	11	SJTO	125	10	25	11	1
L 4050 163 8	Fluorescent Light and Outlet	16	1.33	3	50	15	SJTO	125	10	27	12	1
L 4035 163 10	LED	16	1.33	3	35	11	SJTOW	125	13	26	12	1
 L 4050 163 10	LED	16	1.33	3	50	15	SJTOW	125	13	28	13	1

**For indoor non-weather tight applications only.** \*Incandescent bulb 75 watt max. Series L 4000 and L 5000 models UL listed at 125 Volt 60 HZ single phase. \*\*Models equipped with automatic on/off switch that activates power. **NOTE:** Swing brackets should be used if cords are pulled at more than 45°. Reference page 4 for guide arm positions.



L 4050 163 10









Made in USA

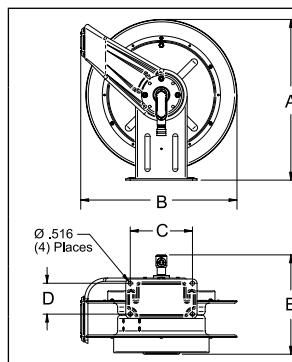


L 4050 162 2

- ✓ Compact for critical space requirements
- ✓ Durable abrasion and corrosion resistant baked-on powder coat finish
- ✓ All models supplied with cord are complete with a 5 foot pigtail and three-prong plug (except flying lead reels)
- ✓ Wall, ceiling or bench mount
- ✓ Adjustable cord stop
- ✓ Engineered for industrial use

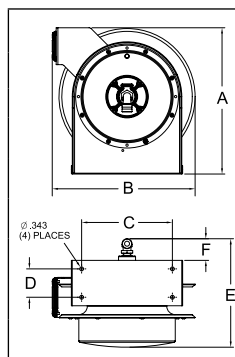
## Cord Options

	<b>#1 - Incandescent Light</b> <ul style="list-style-type: none"> <li>• Single receptacle tool tap</li> <li>• Push-through switch, metal grounded guard</li> </ul>
	<b>#2 - Fluorescent Light</b> <ul style="list-style-type: none"> <li>• Durable shock absorbing lamp holder</li> <li>• Shatter-resistant tube with switch</li> </ul>
	<b>#5 - Incandescent Light</b> <ul style="list-style-type: none"> <li>• Rubber handle with vinyl-coated cage w/o switch or receptacle</li> <li>• Automatic on/off switch at reel guide arm</li> <li>• Complies with NEC #511-3, f., portable lighting equipment; meets OSHA requirements</li> </ul>
	<b>#6 - Fluorescent Light</b> <ul style="list-style-type: none"> <li>• Explosion proof 13 watt fluorescent hand lamp</li> <li>• Automatic on/off switch at reel guide arm</li> <li>• Suitable for Class 1, group C and D locations <b>Note:</b> Reel is not explosion-proof.</li> </ul>
	<b>#8 - Fluorescent Light</b> <ul style="list-style-type: none"> <li>• 120 V - 10 amp receptacle in-line on lamp handle</li> <li>• Scratch guard protects lamp cover</li> </ul>
	<b>#10 - LED Light</b> <ul style="list-style-type: none"> <li>• Two ultra high intensity 4-watt LEDs; single 3-watt end spot light</li> <li>• Polycarbonate shatter-resistant light tube</li> <li>• In-line tool tap, NEMA 5-15R configuration maximum 12 Amp draw</li> </ul>



### Dimensions - Size Index

	5		6	
	in	mm	in	mm
<b>A</b>	20 <sup>1</sup> / <sub>4</sub>	514	20 <sup>1</sup> / <sub>4</sub>	514
<b>B</b>	19 <sup>3</sup> / <sub>4</sub>	502	19 <sup>3</sup> / <sub>4</sub>	502
<b>C</b>	7 <sup>13</sup> / <sub>16</sub>	198	7 <sup>13</sup> / <sub>16</sub>	198
<b>D</b>	3 <sup>7</sup> / <sub>8</sub>	98	3 <sup>7</sup> / <sub>8</sub>	98
<b>F</b>	11 <sup>3</sup> / <sub>4</sub>	298	12 <sup>1</sup> / <sub>2</sub>	318



### Dimensions - Size Index

	1		2		3		4	
	in	mm	in	mm	in	mm	in	mm
<b>A</b>	12 <sup>7</sup> / <sub>8</sub>	327	14 <sup>3</sup> / <sub>8</sub>	365	17 <sup>5</sup> / <sub>8</sub>	448	17 <sup>5</sup> / <sub>8</sub>	448
<b>B</b>	12 <sup>5</sup> / <sub>8</sub>	321	14 <sup>1</sup> / <sub>4</sub>	362	16 <sup>3</sup> / <sub>4</sub>	425	16 <sup>3</sup> / <sub>4</sub>	425
<b>C</b>	8	203	9 <sup>3</sup> / <sub>4</sub>	248	9 <sup>3</sup> / <sub>4</sub>	248	9 <sup>3</sup> / <sub>4</sub>	248
<b>D</b>	2 <sup>1</sup> / <sub>2</sub>	64	2 <sup>1</sup> / <sub>2</sub>	64	2 <sup>1</sup> / <sub>2</sub>	64	2 <sup>1</sup> / <sub>2</sub>	64
<b>E</b>	9 <sup>3</sup> / <sub>8</sub>	239	10 <sup>1</sup> / <sub>2</sub>	267	10 <sup>1</sup> / <sub>2</sub>	267	12 <sup>1</sup> / <sub>2</sub>	318
<b>F</b>	1 <sup>3</sup> / <sub>4</sub>	44	2 <sup>1</sup> / <sub>8</sub>	54	2 <sup>1</sup> / <sub>8</sub>	54	2 <sup>1</sup> / <sub>8</sub>	54

### Available Options

**Mounting Brackets**  
See page 47




**Optional Roller Guide**  
See page 47



**Replacement Bumpers**  
See page 49



Models listed with an icon can ship same day upon request when the order is received by 11:30 AM Eastern Time for quantities of 10 or fewer.

 Indiana Warehouse

 Indiana & California Warehouses

 California Warehouse

 Canadian Warehouse

Customer Service: 1.855.634.9109  
All Other Calls: 1.800.444.3134



# Large Frame Cable Reels | Nordic Series CR

## High Capacity Cable Reels Nordic Series CR2400/CR3100 for 3-conductor service



Nordic  
Series CR3100

**Series CR2400** - Direct crank rewind or chain and sprocket drive powered by A.C. or D.C. electric motor or compressed air motor. An adjustable spring drag device is used to brake the reel.

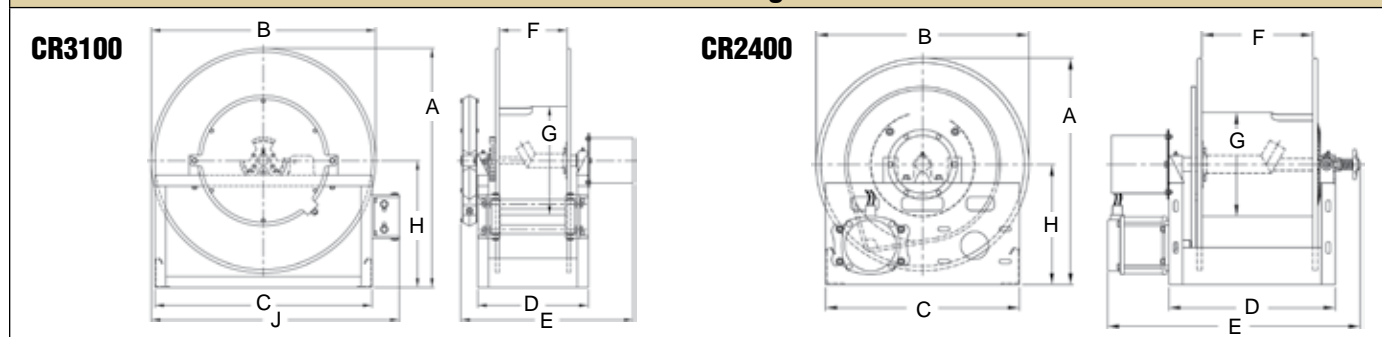
**Series CR3100** - Powered by a rugged spring protected by a tamperproof housing, a ratchet mechanism locks on payout of cable, but is easily disengaged with a pull to provide rewind.

**Cable rollers:** Series CR3100 models supplied with a 4-way roller guide assembly. Roller guide supplied with Series CR2400 models at extra cost. Roller position must be specified. If not specified, bottom wind will be supplied. Can be supplied or installed, consult manufacturer.

**Note:** A cable stop should be used to prevent damage to rollers and to permit adjustment of free cable length.

Many more sizes, from standard components, available on request. Consult manufacturer.

### Dimensions Diagram



Gauge / No. of Conductors									Specifications - Cable Capacity and Reel Dimensions *E" dimension based on three conductor slip ring													
	16/3	14/3	12/3	10/3	8/3																	
Cable O.D.	in	.375	.530	.580	.705	.750	1.000	1.250	1.500													
	mm	10	13	15	18	19	25	32	38													
Model	Cable Length									Est. Weight	A	B	B PWR	C	D	E	E PWR	F	G	H	J	
<b>Spring Driven Reels</b>																						
CR3100-23-4	ft	85	85	100	100	90				92 LB	in	24.5	23		21	9	18		4	15	13	26
	m	26	26	30	30	27				42 KG	mm	622	584		533	229	457		102	381	330	660
CR3100-25-4	ft	95	100	100	100	100				97 LB	in	26.5	25		21	9	18		4	15	14	27
	m	29	30	30	30	30				44 KG	mm	673	635		533	229	457		102	381	356	686
CR3100-31-4	ft	120	120	130	130	130				118 LB	in	33	31		30	9.25	19		4	20	17.5	34.5
	m	37	37	40	40	40				54 KG	mm	838	787		762	235	483		102	508	445	876
<b>Hand Crank / Motor Driven Reels</b>																						
CR2400-23-12	ft	1900	930	775	520	430	240	155	105	72 LB	in	24.5	23	23	21	18	29	29	12	11.25	13	
	m	579	283	236	158	131	73	47	32	33 KG	mm	622	584	584	533	457	737	737	305	286	330	
CR2400-31-8	ft	2700	1350	1100	750	660	360	185	135	79 LB	in	32.5	31	31	24	14	25	25	8	11.25	17	
	m	823	411	335	229	201	110	56	41	36 KG	mm	826	787	787	610	356	635	635	203	286	432	

Model numbers are representative. Final part number assigned upon quote.

**Built to order, not returnable.**

## Heavy Duty Cord and Cable Storage Reels

### Hand Crank, Bevel Crank & Motor Driven

Keep long lengths of expensive electrical cord off the ground and out of harm's way with Reelcraft's expanded Series 30000 line, which includes cable storage reels and live power cord. The reels are designed to handle long lengths of 10/3, 12/3 and 16/3 cable.

Reelcraft's Series 30000 storage reels and live power cord reels are constructed of heavy gauge steel and are assembled with vibration-proof, self-locking fasteners to ensure assembly integrity. They undergo a five-stage cleaning process and are individually powder-coated for the highest quality, corrosion-resistant paint adhesion. Suited for indoor, non weather-tight applications only.

### Cord/Cable Storage Reels

Cord and cable storage reels are used for storage, unwinding, and winding of conductive cord/cable. The reel is not intended to be live and the power source must be disconnected while reeling/de-reeling to avoid twisting the wires. Series 30000 cable storage reels are available in hand crank only.



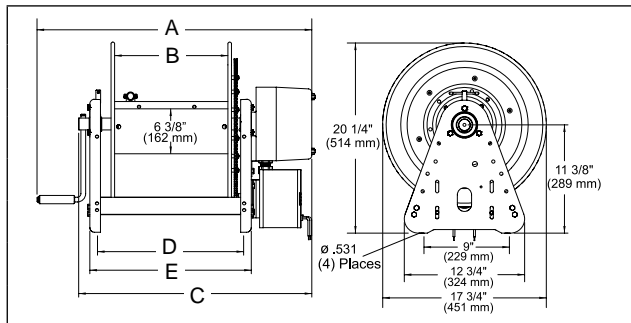
CA30112-CS  
Cable not included

### Live Power Cord Reels

Live power cord reels have collector rings that allow the reel to wind/unwind the cord/cable with live current without twisting the wires. Live reels offer the advantage of using a reel as an effective piece of operating equipment rather than a simple device for the storage of cable or cord. Series 30000 live power cord reels are available in direct hand crank, bevel gear crank or electric motor-driven rewind.



LE312 123 12D



Dimensions - Size Index										
	1		2		3		4		5	
	in	mm	in	mm	in	mm	in	mm	in	mm
<b>A</b>	18 1/4	464	24 1/4	616	29 3/8	746	29 3/8	746	25	635
<b>B</b>	6	152	12	305	12	305	12	305	12	305
<b>C</b>	N/A		N/A		23 3/4	603	23 3/4	603	23 3/4	603
<b>D</b>	9 3/4	248	15 3/4	400	15 3/4	400	15 3/4	400	15 3/4	400
<b>E</b>	11	280	17	432	17	432	17	432	17	432

Model without Cable	Drive Type	Cord Specifications					Volts	Amps	Shipping Weight		Size Index #
		AWG	mm <sup>2</sup>	# Cond.	ft	m			lbs	kg	
CA30106-CS*	Hand Crank	10	5.211	3	140	43	This reel is for storage only. Not intended to be live.	37	17	1	
		12	3.131	3	175	53					
		16	1.0524	3	425	130					
CA30112-CS*	Hand Crank	10	5.211	3	280	86	This reel is for storage only. Not intended to be live.	46	21	2	
		12	3.131	3	350	106					
		16	1.0524	3	850	260					
LB312 123	Bevel Crank	12	3.131	3	200	61	600	25	51	23	3
LB312 103	Bevel Crank	10	5.211	3	200	61	600	30	52	24	3
LC312 123	Hand Crank	12	3.131	3	200	61	600	25	50	23	4
LC312 103	Hand Crank	10	5.211	3	200	61	600	30	51	23	4
LE312 123 12D	Motor Driven**	12	3.131	3	200	61	600	25	68	31	5
LE312 103 12D	Motor Driven**	10	5.211	3	200	61	600	30	69	31	5

**NOTE:** Cord must be fully unspooled before use. Actual fill capacities vary with cord O.D. and jacket type. Consult manufacturer for applications requiring cord types other than SO, SOW, or SJO. Reel suited for indoor, non-weather tight applications only. \*Power source must be disconnected while reeling/de-reeling. Through shaft on cable storage reels facilitates cable sizes up to .969" O.D. for other sizes, consult manufacturer. \*\*All motor driven models are 12 V DC non-explosion proof. Other motor options available upon request.

### Available Options

**Roller Guides**  
See page 47

**Switches & Motors**  
See page 48

**Replacement Bumpers**  
See page 49

Models listed with an icon can ship same day upon request when the order is received by 11:30 AM Eastern Time for quantities of 10 or fewer.

Indiana Warehouse 
 Indiana & California Warehouses 
 California Warehouse 
 Canadian Warehouse

Customer Service: 1.855.634.9109  
All Other Calls: 1.800.444.3134





# Complete Welding Series | Series TW / STW / BA

Ideal for locations where space is limited



TW5425 OLP



Spring driven for hose lengths up to 60'



BA36106 L

Longest hose lengths up to 250'



TW7450 OLP

Model with Hose	Shipping Weight		Hose I.D.		Hose O.D.		Hose Length		Pressure		Hose Outlet	Reel Inlet	Model without hose & bumper	Shipping Weight		Size Index #
	lbs	kg	in	mm	in	mm	ft	m	psi	bar	in	in		lbs	kg	
<b>Oxygen / Acetylene (only) Hose Reels</b>																
TW5425 OLP	26	12	1/4	6	.530	13	25	8	200	14	9/16 - 18(F)	1/4 NPT(F)	TW5400 OLP	21	10	1
STW3450 OLP	29	13	1/4	6	.530	13	50	15	300	21	9/16 - 18(F)	9/16 - 18(M)	-----	-----	-----	See pg. 21
TW7450 OLP	50	23	1/4	6	.530	13	50	15	200	14	9/16 - 18(F)	1/4 NPT(F)	TW7400 OLP	42	19	2
TW7460 OLP	55	25	1/4	6	.530	13	60	18	200	14	9/16 - 18(F)	1/4 NPT(F)	TW7400 OLP	42	19	2
Series 30000 Hand Crank	1/4	6	.530	13	125	38	200	14	9/16 - 18(M)	1/4 NPT(F)	BA36106 L	CA	50	23	4	
Series 30000 Hand Crank	1/4	6	.530	13	250	76	200	14	9/16 - 18(M)	1/4 NPT(F)	BA36112 L	CA	57	26	5	
<b>Welding Gas - Oxygen / Acetylene, Mapp, Propane, Natural and Fuel Gas (T-Grade) Hose Reels</b>																
TW5425 OLPT	26	12	1/4	6	.530	13	25	8	200	14	9/16 - 18(F)	1/4 NPT(F)	TW5400 OLPT	22	10	1
TW7450 OLPT	50	23	1/4	6	.530	13	50	15	200	14	9/16 - 18(F)	1/4 NPT(F)	TW7400 OLPT	43	20	2
TW7460 OLPT	55	25	1/4	6	.530	13	60	18	200	14	9/16 - 18(F)	1/4 NPT(F)	TW7400 OLPT	43	20	2
TW84100 OLPT	101	46	1/4	6	.530	13	100	30	200	14	9/16 - 18(F)	9/16 - 18(M)	TW84000 OLPT	81	37	3
TW86050 OLPT	90	41	3/8	10	.625	16	50	15	200	14	9/16 - 18(F)	9/16 - 18(M)	TW86000 OLPT	86	39	3
TW86075 OLPT	99	45	3/8	10	.625	16	75	23	200	14	9/16 - 18(F)	9/16 - 18(M)	TW86000 OLPT	86	39	3

Acetylene and fuel gas (red) inlet 1/4" FPT / oxygen (green) inlet 1/4" FPT. 9/16-18 models above are B size. Acetylene/fuel gas side has a LH thread and the oxygen side has a RH thread. Models supplied less hose have male outlets. Maximum temperature 150 °F (65 °C). Reference page 4 for guide arm positions.

## Inlet Hose Assemblies

Part Number	Hose I.D.		Length		End Fittings	Pressure		Weight	
	in	mm	ft	m	in	psi	bar	lbs	kg
<b>Twin Welding Oxygen/acetylene only (RM grade)</b>									
S600100-2	1/4	dual 6	2	.61	9/16-18 LH/RH(M/F)	200	14	.70	.32
S600100-4	1/4	dual 6	4	1.22	9/16-18 LH/RH(M/F)	200	14	1.12	.51
S600100-6	1/4	dual 6	6	1.83	9/16-18 LH/RH(M/F)	200	14	1.90	.86
<b>Twin Welding Mapp, propane, natural and fuel gas (T-grade)</b>									
S601031-2	1/4	dual 6	2	.61	9/16-18 LH/RH(F)	200	14	.70	.32
S601031-4	1/4	dual 6	4	1.22	9/16-18 LH/RH(F)	200	14	1.12	.51
S601031-6	1/4	dual 6	6	1.83	9/16-18 LH/RH(F)	200	14	1.90	.86

Hose Inlet Connecting Fittings - Optional	
Model No.	Inlet Connection Fittings
90°	S300090 ACETYLENE B size 9/16 - 18 LH (M) x 1/4" NPT (M)
	S300091 OXYGEN B size 9/16 - 18 RH (M) x 1/4" NPT (M)
Straight	261371 OXYGEN B size 9/16 - 18 RH (M) x 3/8" NPT (M)
	261372 ACETYLENE/fuel gas - B size 9/16 - 18 LH (M) x 3/8" NPT (M)

Hose supplied on oxygen/acetylene reels is twin-Siemese type meeting R.M.A. and C.G.A. type V.D., grade RM specifications.

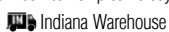
## Hose Assemblies

Part Number	I.D. & O.D.		Length		Pressure		End Fittings	Weight	
	in	mm	ft	m	psi	bar	in	lbs	kg
<b>Twin Welding Oxygen/acetylene only (RM grade) - LH/RH(F)</b>									
601032-25	1/4	6	25	8	200	14	9/16-18	6.5	3.0
601032-50	1/4	6	50	15	200	14	9/16-18	12.1	5.5
601032-60	1/4	6	60	18	200	14	9/16-18	13.3	6.0
601032-100	1/4	6	100	30	200	14	9/16-18	24.2	11.0
<b>Twin Welding Mapp, propane, natural and fuel gas (T-grade) - LH/RH(F)</b>									
601031-25	1/4	6	25	8	200	14	9/16-18	6.5	3.0
601031-50	1/4	6	50	15	200	14	9/16-18	12.1	5.5
601031-60	1/4	6	60	18	200	14	9/16-18	14.4	6.50
601031-100	1/4	6	100	30	200	14	9/16-18	24.2	11.0

**Caution:** Be sure working pressure required does not exceed above ratings. Misapplication can result in serious operator injury. **Note:** Advise product to be handled, maximum temperature and pressure fitting size or sizes when ordering.

**NOTE:** Reels without hose, Series TW5400 OLP(T), TW7400 OLP(T), TW84000 OLPT and TW86000 OLPT are U/L listed #70H2.

Models listed with an icon can ship same day upon request when the order is received by 11:30 AM Eastern Time for quantities of 10 or fewer.



## Features

- ✓ Designed to improve safety in the work area with an increase in productivity and efficiency
- ✓ Full flow shaft swivels
- ✓ Independent dual swivel body manufactured from aluminum and hard-coated for wear resistance assures positive separation of gases due to its unique design
- ✓ Double-sealed, O-rings prevent leakage
- ✓ Swivel body and inlet are both permanently identified with machined grooves on the acetylene side to assure proper installation
- ✓ Durable abrasion and corrosion resistant baked-on red powder-coated finish
- ✓ Reel frame, spool and drum are fabricated of heavy gauge steel
- ✓ Temperature operating range: 20 °F / -29 °C to +250 °F / +120 °C

Lighter weight for hose lengths up to 50'

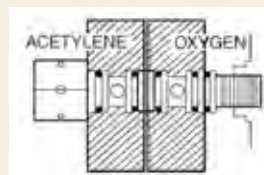
STW3450 OLP  
\*See page 21 for additional details.  
Made in Australia



Dual welding, spring driven for high volume of gas

TW84100 OLPT  
Available in T grade only

Made in USA



**Dual swivel is an exclusive Reelcraft design**

Independent dual swivel body

manufactured from aluminum and hard coated for wear resistance. Assures positive separation of gases due to its unique design.

Double-sealed, special molded O-rings prevent leakage. Swivel body and inlet are both permanently identified with machined grooves on the acetylene side to assure proper installation. Available with TW5000 and TW7000 series reels.

## "T" Grade Fuel Gas Reels

"T" grade hose reels are used for a wide variety of gases such as mapp gas, propane gas, natural gas and fuel gases. When ordering any welding hose reels you must specify the type of gas being used. To order "T" grade reels, add a suffix "T" to the TW models. Example - TW5425 OLPT.

Series 5000 / 7000 / 80000	Series 5000 / 7000 / 80000					
	1		2		3	
	in	mm	in	mm	in	mm
<b>A</b>	14 <sup>3</sup> / <sub>8</sub>	365	20 <sup>1</sup> / <sub>4</sub>	514	25 <sup>3</sup> / <sub>8</sub>	645
<b>B</b>	12 <sup>5</sup> / <sub>8</sub>	321	19 <sup>3</sup> / <sub>4</sub>	502	24	610
<b>C</b>	9 <sup>3</sup> / <sub>4</sub>	248	7 <sup>7</sup> / <sub>8</sub>	200	10	254
<b>D</b>	2 <sup>1</sup> / <sub>2</sub>	64	3 <sup>7</sup> / <sub>8</sub>	98	6	152
<b>E</b>	6	152	7 <sup>3</sup> / <sub>8</sub>	187	12 <sup>1</sup> / <sub>4</sub>	311

Series 5000 reels have four 5/16" (8 mm) diameter mounting holes.

Series 30000	Series 30000			
	4		5	
	in	mm	in	mm
<b>A</b>	15 <sup>5</sup> / <sub>8</sub>	397	21 <sup>5</sup> / <sub>8</sub>	550
<b>B</b>	6	152	12	305
<b>C</b>	9 <sup>3</sup> / <sub>4</sub>	248	15 <sup>3</sup> / <sub>4</sub>	400
<b>D</b>	11	280	17	432

Four 1/2" (12.7 mm) mounting holes. Overall length with crank handle removed is 17<sup>3</sup>/<sub>4</sub>" (451 mm).

**Available Options**

**Mounting Brackets**  
See page 47



**Inlet Hose Assemblies**  
See page 42



**Replacement Bumpers**  
See page 49



**Replacement Hoses**  
See page 50



Models listed with an icon can ship same day upon request when the order is received by 11:30 AM Eastern Time for quantities of 10 or fewer.

Indiana Warehouse

Indiana & California Warehouses

California Warehouse

Canadian Warehouse

Customer Service: 1.855.634.9109  
All Other Calls: 1.800.444.3134

**REELCRAFT**®


## Hand Crank / Spring Retractable Cable Welding Reels Series CEA / WC



CEA30006



WC80001



WC7000

Shown with electrode, clamp and cable (not included)



- Designed to improve safety in the work area with an increase in efficiency and productivity
- Cable reels have a current path through a continuous 400 or 700 AMP, 90 V DC (maximum) rated enclosed slip ring
- Welding cable reels store work lead or electrode lead, up to #4/0, safely and effectively when not in use. Each lead requires a separate reel. When welding also refer to ANSI/Asc Z 49.1
- Stores cable when not in use, eliminating tangled, kinked welding cables
- Maintains proper bend radius of cables, providing longer cable life
- Keeps work area and vehicles better organized, resulting in better space utilization

### Features - Hand Crank Reels

- ✓ All-bolted heavy gauge steel construction provides long life and ease of use and maintenance.
- ✓ Manual drum lock prevents spool from turning when not in use preventing unwanted pay out of cable.

Size Index	Size Index					
	1		2		3	
	in	mm	in	mm	in	mm
A	20 1/4	514	20 1/4	514	25 3/8	645
B	19 3/4	502	19 3/4	502	24	610
C	7 7/8	200	7 7/8	200	10	254
D	3 7/8	98	3 7/8	98	6	152
E	13 1/4	337	14	356	15 5/8	397

Size Index	Size Index			
	4		5	
	in	mm	in	mm
A	6	152	12	305
B	9 3/4	248	15 3/4	400
C	11	279	17	432
D	15	381	21	533
E	21	533	27	686

Four 1/2" (12.7 mm) diameter mounting holes.

### Caution:

If cable reels are to be used for extended periods of time, unwind all cable from reel to prevent heat build-up. For indoor non weather-tight applications only.

### Available Options

#### Roller Guides

See page 47



#### Replacement Bumpers

See page 49



Model without cable & bumper	Cable Size										Amps	Shipping Weight	Size Index #			
	#2 (34mm <sup>2</sup> )		#1 (42mm <sup>2</sup> )		#1/0 (54mm <sup>2</sup> )		#2/0 (67mm <sup>2</sup> )		#3/0 (85mm <sup>2</sup> )					#4/0 (107mm <sup>2</sup> )		
	ft	m	ft	m	ft	m	ft	m	ft	m				ft	m	
CEA30006	300	91	250	76	200	61	150	46	-----	-----	400	46	21	4		
CEA30012	500*	152	500*	152	400	122	300	91	-----	-----	400	54	24	5		
WC7000	-----	-----	50	15	50	15	50	15	-----	-----	400	58	26	1		
<b>NEW</b> WCH7000	-----	-----	-----	-----	-----	-----	-----	-----	50	15	50	15	700	58	26	2
WC80001	-----	-----	75	23	75	23	75	23	-----	-----	400	102	46	3		
WC80002	-----	-----	100	30	-----	-----	-----	-----	-----	-----	400	104	47	3		
<b>NEW</b> WCH80001	-----	-----	-----	-----	-----	-----	-----	-----	75	23	75	23	700	102	46	3

\*May exceed maximum cable length allowable for most welding applications. **NOTE:** Each cable requires separate reel. Reference page 4 for guide arm positions.

Models listed with an icon can ship same day upon request when the order is received by 11:30 AM Eastern Time for quantities of 10 or fewer.

Indiana Warehouse

Indiana & California Warehouses

California Warehouse

Canadian Warehouse



## Hand Crank Reels

Up to 150' fuel gas  
Up to 200' 12/3 cable



Ideal for applications where space, weight and flexibility are key, these reels are designed for manual winding of air/water/fuel gases hose, electric cord and welding cable. Versatile in function, select configurations to suit specific needs. Safe-T-Reels offer trouble-free management of large capacities of hose or cord.



Side-by-side combinations  
T-2462-0



Stacked combinations  
T-2464-0

Model without cable	AMP	Reel Capacity		Cable		Shipping Weight		Size Index #
		ft	m	AWG	Cond	lbs	kg	
<b>Single Power Cable - 3 Conductor</b>								
T-1535-003	30	150	45	8	3	18.5	5	1
T-1535-083-100*	33	100	30	8	3	50	23	1
T-1535-103-200*	24	200	61	10	3	81	37	1
T-1535-123-100*	25	100	30	12	3	46	21	1
T-1535-123-200*	20	200	61	12	3	71	32	1

\*Includes cable.

		Dimensions - Size Index					
		1		2		3	
		in	mm	in	mm	in	mm
<b>A</b>	19	483	19	483	19	483	
<b>B</b>	18	457	18	457	18	457	
<b>C</b>	6	152	6	152	6	152	
<b>D</b>	6 1/2	165	6 1/2	165	12 1/2	165	
<b>E</b>	15 3/4	401	16 1/4	412	21 3/4	552	

Four 1/2" (12.7 mm) diameter mounting holes.

Model without hose	Hose I.D.		Hose O.D.		Reel Capacity		Pressure		Shipping Weight		Size Index #
	in	mm	in	mm	ft	m	psi	bar	lbs	kg	
<b>Single Spool Air/Water Hose Reels</b> Maximum Temperature 150 °F (65 °C)											
T-1115-08	1/2	13	.844	21	150	46	300	21	18	8	1
T-1116-08	1/2	13	.844	21	250	76	300	21	22	10	3
T-1117-12	3/4	19	1.188	30	50	15	250	17	18	8	1
T-1118-12	3/4	19	1.188	30	75	23	250	17	22	10	3
<b>Single Spool Oxygen/Acetylene T-Grade Seals</b> Maximum Temperature 150 °F (65 °C)											
CA T-1225-04	1/4	6	.530	13	150	45	200	14	19	9	2
T-1225-04-100T*	1/4	6	.530	13	100	30	200	14	44	20	2
T-1226-06	3/8	10	.625	16	100	30	200	14	19	9	2


\*Includes hose.

### Detail of heavy duty shaft

with tapered roller bearing for high rigidity



Shaft sizes are 1" to 1.25" in diameter, supported by tapered roller bearings with 2" to 2.3" housings.



T-1225-04-100T

Model without cable	AMP	Reel Capacity		Shipping Weight		Size Index #
		ft	m	lbs	kg	
<b>Single Welding Cable</b> 600 V, 2/0 Cable						
T-1460-0	250	200	61	32	15	2
<b>Dual Side-by-Side Welding Cable (2)</b> 600 V, 2/0 Cable						
CA T-2462-0	250	200	61	51	23	5
<b>Dual Stacked Welding Cable (2)</b> 600 V, 2/0 Cable						
CS T-2464-0	250	200	61	62	28	4
<b>Dual Side-by-Side Power Cable/Air Hose</b>						
T-2735-2-0*	35	200	61	40	18	5
		150	45			

\*Air hose side has 1/2" (12.7mm) inlet.

		Dimensions - Size Index					
		4		5			
		in	mm	in	mm		
<b>A</b>	38	965	19	483			
<b>B</b>	18	457	18	457			
<b>C</b>	6	152	6	152			
<b>D</b>	6 1/2	165	6 1/2	165			
<b>E</b>	16 1/4	737	29	737			

Four 1/2" (12.7 mm) diameter mounting holes.

**Caution:** Compressed air hoses should not be converted to oxygen service. Compressed air hoses are often contaminated with an oil coating, which can react explosively when oxygen is introduced. Oxygen/Acetylene cannot be combined with welding cable or power cord. **Note:** Models listed are without hose and/or cable except where listed. Weights listed above are actual product weight without packaging materials. Safe-T-Reels are available with cable or hose and in various combinations. Please consult Reelcraft customer service for additional information.

Models listed with an icon can ship same day upon request when the order is received by 11:30 AM Eastern Time for quantities of 10 or fewer.

Indiana Warehouse    
 Indiana & California Warehouses    
 California Warehouse    
 Canadian Warehouse

Customer Service: 1.855.634.9109  
All Other Calls: 1.800.444.3134

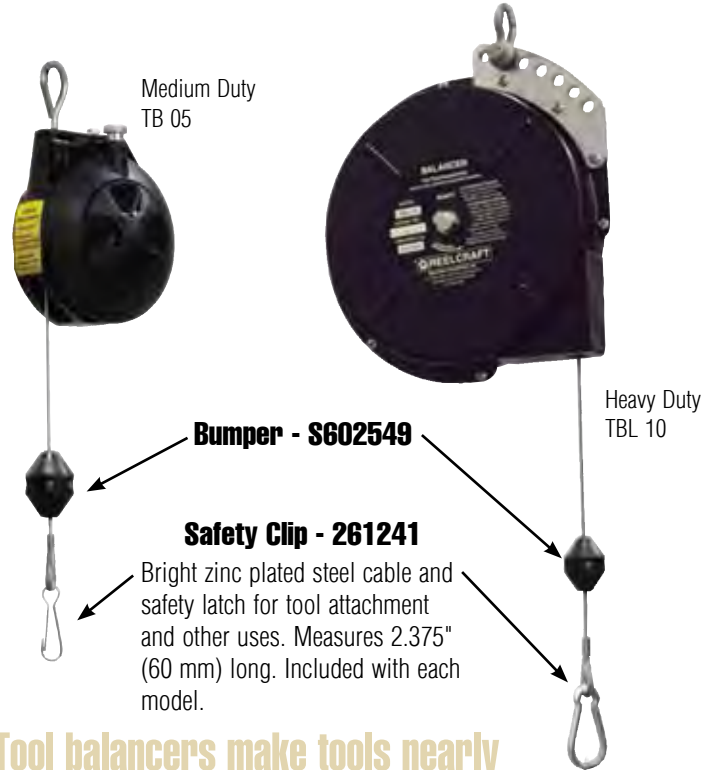




# Tool Balancers | Series TB / TBL

## Top Five Benefits

1. Balances the weight of assembly tools, making them nearly weightless
2. Reduces operator fatigue
3. Improves safety and ergonomics
4. Increases productivity by keeping tools positioned for immediate use with minimal operator motion
5. Reduces tool damage by preventing tools from being accidentally dropped



Medium Duty  
TB 05

Heavy Duty  
TBL 10

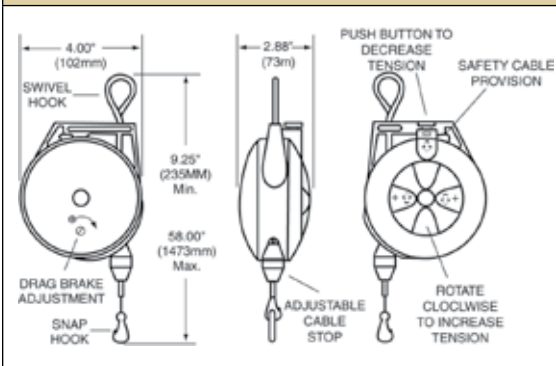
**Bumper - S602549**

**Safety Clip - 261241**

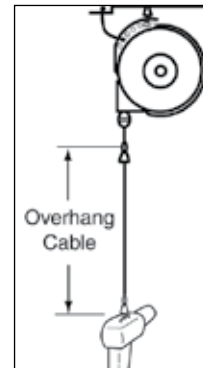

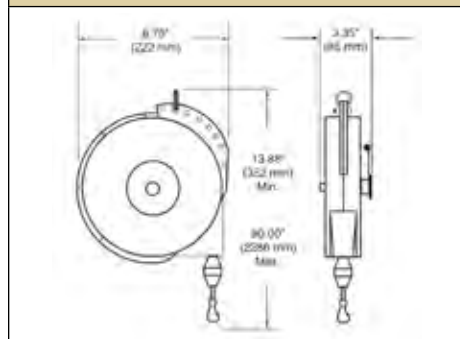
Bright zinc plated steel cable and safety latch for tool attachment and other uses. Measures 2.375" (60 mm) long. Included with each model.

**Tool balancers make tools nearly weightless, reduce fatigue**

## TB 1-5 Dimensions



## TB 10-23 Dimensions



Model	Min - Max Load		Cable Length*		Shipping Weight	
	lbs	kg	ft	m	lbs	kg
TB 01	0.0 - 1.5	0.0 - 0.7	6	1.8	1.0	0.5
TB 03	1.5 - 3.0	0.7 - 1.4	6	1.8	1.0	0.5
TB 05	3.0 - 5.0	1.4 - 2.3	6	1.8	1.5	1

\*Cable lengths listed are "active" or "working" cable. Safety tool clip and cable stop included. Maximum temperature 150 °F (65 °C).

Model	Min - Max Load		Cable Length*		Shipping Weight		Ratchet Lock
	lbs	kg	ft	m	lbs	kg	
<b>Constant Pull Reels</b> - may be adjusted to balance through 6-18 in (152-457 mm) range.							
TB 10	5.0 - 10	2.3 - 4.5	8	2.4	9	4	NO
TB 12	8.0 - 12	3.6 - 5.4	8	2.4	10	4.5	NO
TB 15	10 - 15	4.5 - 6.8	8	2.4	10	4.5	NO
TB 23	16 - 23	7.2 - 10.4	8	2.4	10	4.5	NO
<b>Reels with Ratchet Lock</b> - retract tool upward when manually released.							
TBL 10	5.0 - 10	2.3 - 4.5	8	2.4	9	4	YES
TBL 12	8.0 - 12	3.6 - 5.4	8	2.4	10	4.5	YES
TBL 15	10 - 15	4.5 - 6.8	8	2.4	10	4.5	YES
TBL 23	16 - 23	7.2 - 10.4	8	2.4	10	4.5	YES

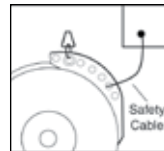
\*Cable lengths listed are "active" or "working" cable. Safety tool clip and cable stop included. Maximum temperature 150 °F (65 °C).

## Optional Accessories

Cables can be combined for added length

Overhang Cable	
Model No.	Length
600605-3	3.0 ft / 91.5 cm
600605-5	5.0 ft / 152.4 cm
Safety Cable/Chain	
600603*	1.0 ft / 30.5 cm
600604**	1.0 ft / 30.5 cm

\*Nylon covered steel cable (1 to 6 lbs models)  
\*\*Steel link chain (10 to 23 lbs models)



Strongly recommended, secondary steel cable or steel link chain. Prevents balancer from accidental fall. Balancers have extra holes for cable or chain.

Nylon covered steel cable with safety clip. Brings tools closer to work area without unwinding cable from reel or mounting reel at lower height.

Models listed with an icon can ship same day upon request when the order is received by 11:30 AM Eastern Time for quantities of 10 or fewer.

Indiana Warehouse

Indiana & California  
Warehouses

California Warehouse

Canadian Warehouse

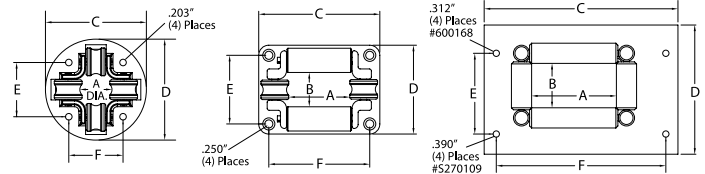
# Reel Accessories | Roller Guides / Mounting Brackets

## Roller Hose Guide Assemblies



Model	Accommodates	Weight lbs kg	Dimensions											
	Hose O.D.		A		B		C		D		E		F	
	in (mm)		in	mm	in	mm	in	mm	in	mm	in	mm	in	mm
HR1057	.603 (16) - .906 (23)	.25 .12	0.875	22.3	N/A	3.125	79.4	3.125	79.4	1.6875	42.9	1.6875	42.9	
HR1059	.250 (6.4) - .625 (15.9)	.25 .12	0.625	15.9	N/A	3.125	79.4	3.125	79.4	1.6875	42.9	1.6875	42.9	
HR1145	.603 (16) - .906 (23)	.34 .15	2	50.8	1 25.4	3.75	95.3	2.75	69.9	2.125	54.1	3.125	79.4	
S270109	.900 (23) - 2.00 (50.8)	5.39 2.44	5.25	133.4	2.375 60.4	12	305	8	204	5	127	10.5	267	
600168	.900 (23) - 1.38 (35)	1.75 .34	1.75	44.5	2.0625 27	5.125	130	5.125	130	4	102	4	102	

These four-way roller guide assemblies are for use with reels on cabinet door openings and for similar locations where sharp edges may cut or damage the hose. The four-way design permits pulling or retracting hose at any angle. Model S270109 has nylon rollers mounted on an 11 gauge steel frame with pre-drilled mounting holes.



**Note:** A hose bumper should be used with the four-way roller hose guide assemblies to prevent damage to rollers and nozzles. See chart on page 49.

## Additional Accessories

<p>600608</p>	<b>340° Pivot Base</b> Aligns reel to the direction of hose or cord run. May be mounted with reel upright or hanging. Weight 10 lbs (5 kg). <b>Note:</b> Use if hoses or cords are pulled at more than 45°.	<b>For Reel Series</b> RT / 4000 / 5000 / 5005 / 7000	<b>Part #</b> 600608
		80000 / D80000 / 30006	600801
		30012	600801-12
<p>600992</p> <p>600626</p>	<b>Wall-Mounted Universal Swing Bracket</b> Bracket will pivot approximately 180°. All steel construction with a durable baked on powder coat finish. Weight 6 lbs (3 kg). <b>Note:</b> Use if hoses or cords are pulled at more than 45°. <b>Note:</b> Not for overhead mounting.	<b>For Reel Series</b> RT / 4000 / 5000 / 5005 / 7000	<b>Part #</b> 600992 600993 600626 600980
		80000 / D80000 / DP5000 / DP7000	600980
<p>600295</p> <p>600230</p>	<b>Top Mounting Channels and Beam Clamps</b> 600370 Top channel and beam clamps - for one reel 600295 Top channel and beam clamps - for two reels For mounting Series 7000 reels to an I-beam or overhead support. Mounting channels can be mounted end to end to mount three or more reels. To permit the mounting of Reelcraft Series RT, 4000, 5000, 5005 and electric cord reels on mounting channel, an adaptor assembly must be used (#600230).		
	<b>600230 Adaptor Assembly</b> Used with top channels and beam clamps only.		

## Roller Guide Assemblies

<p>Three-way rollers</p>	<p>Four-way rollers (multi-position)</p>																																																																		
Spools and blocks are chrome-plated to resist corrosion and abrasion. Rollers speed handling and reduce wear on hose. All painted parts are finished with durable abrasion resistant baked-on powder coat. Delrin bearing surfaces give a quiet operation with minimum wear and all features combine to give trouble-free maximum service life.																																																																			
For the special UHMW composite rollers, add a "U" at the end of the part number. (Example: S600693-1U)																																																																			
<table border="1"> <thead> <tr> <th>Hose Reel Spool Size</th> <th>Bottom Wind Roller bracket assembly model number</th> <th>Top Wind Roller bracket assembly model number</th> <th>Multi Position Roller bracket assembly model number</th> </tr> <tr> <th>in</th> <th>mm</th> <th></th> <th></th> </tr> </thead> <tbody> <tr> <td colspan="4"><b>Series 30000 - Four Way Rollers</b></td> </tr> <tr> <td>6</td> <td>152</td> <td>S600693-1</td> <td>S600692-1</td> <td>S600533-1</td> </tr> <tr> <td>12</td> <td>305</td> <td>S600693-2</td> <td>S600692-2</td> <td>S600533-2</td> </tr> <tr> <td>18</td> <td>457</td> <td>S600693-3</td> <td>S600692-3</td> <td>S600533-3</td> </tr> <tr> <td>22</td> <td>559</td> <td>S600693-4</td> <td>S600692-4</td> <td>S600533-4</td> </tr> <tr> <td>28</td> <td>711</td> <td>S600693-5</td> <td>S600692-5</td> <td>S600533-5</td> </tr> <tr> <td colspan="4"><b>Series 30000 - Three Way Rollers</b></td> </tr> <tr> <td>6</td> <td>152</td> <td>S602132-1</td> <td>S602133-1</td> <td></td> </tr> <tr> <td>12</td> <td>305</td> <td>S602132-2</td> <td>S602133-2</td> <td></td> </tr> <tr> <td>18</td> <td>457</td> <td>S602132-3</td> <td>S602133-3</td> <td></td> </tr> <tr> <td>22</td> <td>559</td> <td>S602132-4</td> <td>S602133-4</td> <td></td> </tr> <tr> <td>28</td> <td>711</td> <td>S602132-5</td> <td>S602133-5</td> <td></td> </tr> </tbody> </table>	Hose Reel Spool Size	Bottom Wind Roller bracket assembly model number	Top Wind Roller bracket assembly model number	Multi Position Roller bracket assembly model number	in	mm			<b>Series 30000 - Four Way Rollers</b>				6	152	S600693-1	S600692-1	S600533-1	12	305	S600693-2	S600692-2	S600533-2	18	457	S600693-3	S600692-3	S600533-3	22	559	S600693-4	S600692-4	S600533-4	28	711	S600693-5	S600692-5	S600533-5	<b>Series 30000 - Three Way Rollers</b>				6	152	S602132-1	S602133-1		12	305	S602132-2	S602133-2		18	457	S602132-3	S602133-3		22	559	S602132-4	S602133-4		28	711	S602132-5	S602133-5		
Hose Reel Spool Size	Bottom Wind Roller bracket assembly model number	Top Wind Roller bracket assembly model number	Multi Position Roller bracket assembly model number																																																																
in	mm																																																																		
<b>Series 30000 - Four Way Rollers</b>																																																																			
6	152	S600693-1	S600692-1	S600533-1																																																															
12	305	S600693-2	S600692-2	S600533-2																																																															
18	457	S600693-3	S600692-3	S600533-3																																																															
22	559	S600693-4	S600692-4	S600533-4																																																															
28	711	S600693-5	S600692-5	S600533-5																																																															
<b>Series 30000 - Three Way Rollers</b>																																																																			
6	152	S602132-1	S602133-1																																																																
12	305	S602132-2	S602133-2																																																																
18	457	S602132-3	S602133-3																																																																
22	559	S602132-4	S602133-4																																																																
28	711	S602132-5	S602133-5																																																																
Bottom wind and top wind may be used with all models except bevel crank. Multi position may not be used on models with a chain guard or Series 37000 reels.																																																																			

## Operating Switches

Part No.	Specification	Use with motor
<b>Push Button Switch</b>		
S600870	115/230 V AC, 10 AMP fuse	S260430
600811	12/24 V DC, up to 1/3 HP, breaker and relay	S260409, 260450
S600808	600811 switch with bracket, 12/24 V DC	S260409, 260450
600869	12/24 V DC, up to 2/3 HP	S260583, S260626
260424	Momentary contact with rubber cap, 12/24 V DC, non-explosion proof	Any DC motor
260425	Momentary contact, class 1 group D, for 115/230 V AC rewind motor. May also be used with solenoid for 12 or 24 V DC.	Any explosion proof motor
<b>Speed Control Switch</b>		
600871	115/230 V AC, 10 AMP	S260430
600866	12/24 V DC	S260409, S260583, 260450, S260626
<b>Push Button Switch with Speed Control</b>		
S600872	115/230 V AC, 10 AMP fuse, adjustable speed control	S260430
600873	115/230 V AC, 10 AMP fuse, forward/reverse adjustable speed control	
600867	DC, 25 AMP, up to 1/3 HP	S260409
600868	DC, 40 AMP circuit breaker, up to 2/3 HP	S260583

## Switch Accessories

Part No.	Specification
<b>Circuit Breaker</b>	
S260422	40 AMP, use with DC electric rewind motors, manual reset button must be pressed firmly to reset
<b>Starting Solenoid</b>	
S260426	12 V DC for activation of motor
370018	24 V DC for activation of motor
<b>Mounting Bracket</b>	
260532	Combination for circuit breaker, solenoid and starting switch
<b>Junction Box</b>	
370200	For explosion proof motor

## Rewind Motors

Reels are equipped with electric or compressed air motors to drive chain and sprocket rewind mechanisms.

Part No.	Specification
<b>Electric Motors</b>	
S260409	Reversible type, 12 V DC 1/3 HP
260450	Reversible type, 24 V DC 1/4 HP
<b>Explosion Proof Electric Motors</b>	
S260430	Reversible type, single phase, explosion proof, Class 1 Group D Division 1, 115 V AC 0.40 HP. An explosion proof, Class I Group D junction box is available for wiring A.C. motors - #370200
S260626	24 V DC 2/3 HP. Electric motor reversible type. Explosion proof.
S260583	12 V DC 2/3 HP. Electric motor reversible type. Explosion proof.
<b>Hydraulic Motor</b>	
370066	1021 RPM, 668 lb-in, 2400 psi, 2.2 in <sup>3</sup> intermittent 1800 psi continuous.
<b>Air Motors</b>	
260428	4 AM delivers up to 1 1/2 HP, 1/4" NPTF (F) inlet.
260429	6 AM delivers up to 4 HP, 1/2" NPTF (F) inlet.

## Additional Accessories

Part No.	Specification
<b>Chain Shrouds</b>	
S600518	Optional chain shroud for Series 30000 and Series 1200 reels.
S261746	Optional chain shroud for Series 2400, 3700 and 3900 reels.
<b>Control Valves</b>	
260454	Pneumatic on/off flow control valve assembly, 1/4" NPTF (F) inlet and outlet to be used with 4 AM compressed air motors. We also recommend using a filter, regulator, and lubricator with compressed air motors.
260455	Same as above with 3/8" NPTF (F) inlet and outlet, to be used with 6 AM motors.

\*Reference reelcraft.com for detailed specifications.

# Reel Accessories | Bumpers / Inlet Assemblies

## Adjustable Hose Bumpers

Adjustable hose bumpers are solid molded rubber assuring a long life and nonslip grip. Hose bumpers allow the desired length of hose to be permanently stored outside the reel. Hose bumpers are included on the reels purchased with hose. Reels purchased without hose do not include the hose bumper. When ordering, advise the part number, reel model and the hose I.D. and O.D. **NOTE: To order hose bumper with stainless steel hardware, change part number prefix from HR to HS.**

For Reel Series	Part Number	Hose O.D. (dia A)	Hose I.D.	Dia. B-C-E		Dia. D		Weight	
		in (mm)	in mm	in	mm	in	mm	lbs	kg
4000 / 5000 / RT400 / 3100 6000 / L4500 / L5000 / DP	<b>1-HR1004-A</b>	.438 (11) - .625 (16)	1/4 6	2 1/2	64	1 1/4	32	.24	.10
4000 / 5000 / D8000 / RT400 RT600 / 6000	<b>1-HR1004</b>	.625 (16) - .749 (19)	3/8 10	2 1/2	64	1 1/4	32	.25	.11
7000 / 80000 / E8000 / 3100 RT800 / 5000 / D80000 / DP	<b>1-HR1004-3</b>	.625 (16) - .749 (19)	3/8 10	3	73	1 1/4	32	.24	.10
5000 / A5005 / 7000 / 80000 D8000 / E8000 / RT800 / DP	<b>2-HR1004-3</b>	.750 (19) - 1.05 (27)	1/2 or 3/8 13 or 10	3	73	1 1/4	32	.23	.10
7000 / 8000 / D8000 / 80000 GC7000 / F7000 / F80000 / L7000 / DGM	<b>3-HR1004-3</b>	1.06 (27) - 1.38 (35)	3/4 19	3	73	1 1/4	32	.32	.14
TW5000 / TW7000 / 3100T TW80000 / TWD80000	<b>8-HR1004-3</b>	.530 (13) twin	1/4 twin 6	3	73	1 1/4	32	.24	.10
TH80000 / TW80000 / 3100T TH7000 / TW8000	<b>600521</b>	.680 (17) twin	3/8 twin 10	3 1/2	89	2	51	.45	.20
3100T / 4800T / TH80000	<b>600522</b>	.810 (21) twin	1/2 twin 13	3 1/2	89	2	51	.49	.22
D9000 / E9000 / 3100 / 4800	<b>2-HR1005</b>	.750 (19) - 1.05 (27)	1/2 13	3 1/2	89	2 7/8	73	.95	.43
D9000 / E9000 / FE9000 / 3100 / 4800 / SD	<b>3-HR1005</b>	1.06 (27) - 1.38 (35)	3/4 19	3 1/2	89	2 7/8	73	.95	.43
D80000 / D8000 / D9000 / E9000 / FD9000 / FE9000 / 3100 / 4800 / SD	<b>4-HR1005</b>	1.39 (35) - 1.55 (39)	1 25	3 1/2	89	2 7/8	73	.81	.36
FE9500 / FF9500 / 4800	<b>S600547-1</b>	1.55 (39) - 1.75 (44)	1 1/4 32	3 3/4	95	2 7/8	73	.70	.31
FE9600 / FF9600 / 4800	<b>S600547-2</b>	1.75 (44) - 2.03 (52)	1 1/2 38	3 3/4	95	2 7/8	73	.57	.25



## Inlet Hose Assemblies

A flexible hose connection must be used between the hose reel inlet and the source of supply to prevent possible misalignment and binding or warranty is void. Please furnish the following information when ordering: Part number, product and pressure to be handled. Other sizes available as well. **NOTE:** Swivel fittings are recommended to protect hose during installation.

Part Number	Hose I.D.		Hose O.D.		Length		End Fittings	Pressure		Weight	
	in	mm	in	mm	ft	m	in	psi	bar	lbs	kg
<b>Low Pressure</b> Air and water - PVC nylon braid											
<b>S601024-2</b>	3/8	10	.600	15	2	.61	3/8 x 3/8 NPT(M)	300	21	.54	.24
<b>S601020-2</b>	1/2	13	.750	19	2	.61	1/2 x 1/2 NPT(M)	300	21	.70	.32
<b>S601026-2</b>	3/4	19	1.075	27	2	.61	3/4 x 3/4 NPT(M)	250	17	1.50	.68
<b>S601034-3</b>	3/4	19	1.075	27	3	.91	3/4 x 3/4 NPT(M)	250	17	1.72	.78
<b>S601026-7</b>	3/4	19	1.075	27	7	2.13	3/4 x 3/4 NPT(M)	250	17	3.00	1.36
<b>S601027-2</b>	1	27	1.375	35	2	.61	3/4 x 1 NPT(M)	250	17	1.72	.78
<b>S601027-5</b>	1	27	1.375	35	5	1.52	1 x 1 NPT(M)	250	17	3.25	1.47
<b>Medium Pressure</b> Oil and petroleum fluids - 100 R1T one wire braid											
<b>S32-260043</b>	3/8	10	.710	18	2	.61	3/8 x 3/8 NPT(M)	2250	155	1.00	.45
<b>S17-260043</b>	1/2	13	.850	22	2	.61	1/2 x 1/2 NPT(M)	2000	138	.91	.41
<b>S39-260043</b>	1/2	13	.850	22	5	1.52	1/2 x 1/2 NPT(M)	2000	138	2.00	.91
<b>High Pressure</b> Chassis grease - 100 R2T two wire braid											
<b>S17-260044</b>	1/4	6	0.580	15	2	.61	1/4 x 1/4 NPT(M)	5000	345	.75	.34
<b>S14-260044</b>	3/8	10	0.730	19	2	.61	3/8 x 1/2 NPT(M)	4000	276	.83	.38





# Reel Accessories | Replacement Hose Assemblies

## Replacement Hose Assemblies Partial List

Part Number	I.D.	O.D.	Length	Pressure	End Fittings	Wgt.
	in	in				
<b>Low Pressure</b> Air/water - PVC nylon braid. Max temp 150 °F (65 °C)						
S601001-20	1/4	.475	20	300	1/4 x 1/4	2.60
S601001-25	1/4	.475	25	300	1/4 x 1/4	3.00
S601001-35	1/4	.475	35	300	1/4 x 1/4	3.20
S601001-50	1/4	.475	50	300	1/4 x 1/4	5.00
S601013-15	3/8	.600	15	300	1/4 x 1/4	3.10
S601013-25	3/8	.600	25	300	1/4 x 1/4	4.50
S601013-35	3/8	.600	35	300	1/4 x 1/4	4.70
S601013-50	3/8	.600	50	300	1/4 x 1/4	6.00
S601013-100	3/8	.600	100	300	1/4 x 1/4	11.00
S601014-40	3/8	.600	40	300	1/4 x 1/2	6.00
S601017-50	3/8	.600	50	300	1/4 x 1/2	6.00
S601017-70	3/8	.600	70	300	1/4 x 1/2	7.90
S601014-100	3/8	.600	100	300	1/4 x 1/2	15.00
S601015-15	3/8	.600	15	300	3/8 x 1/2	3.00
S601015-50	3/8	.600	50	300	3/8 x 1/2	6.50
S601015-75	3/8	.600	75	300	3/8 x 1/2	8.00
S601015-100	3/8	.600	100	300	3/8 x 1/2	14.00
S601021-30	1/2	.750	30	300	3/8 x 1/2	6.30
S601021-35	1/2	.750	35	300	3/8 x 1/2	7.40
S601021-50	1/2	.750	50	300	3/8 x 1/2	10.50
S601022-35	1/2	.750	35	300	1/2 x 1/2	6.50
S601022-50	1/2	.750	50	300	1/2 x 1/2	10.50
S601035-75	1/2	.750	75	300	1/2 x 1/2	13.70
S601022-100	1/2	.750	100	300	1/2 x 1/2	18.00
S601026-20	3/4	1.075	20	250	3/4 x 3/4	5.90
S601026-25	3/4	1.075	25	250	3/4 x 3/4	7.70
S601026-30	3/4	1.075	30	250	3/4 x 3/4	9.00
S601026-40	3/4	1.075	40	250	3/4 x 3/4	12.00
S601026-50	3/4	1.075	50	250	3/4 x 3/4	15.00
S601026-75	3/4	1.075	75	250	3/4 x 3/4	18.75
S601026-100	3/4	1.075	100	250	3/4 x 3/4	22.60
S601026-150	3/4	1.075	150	250	3/4 x 3/4	37.00
S601026-200	3/4	1.075	200	250	3/4 x 3/4	58.00
S601027-30	1	1.375	30	250	3/4 x 1	13.50
S601027-40	1	1.375	40	250	3/4 x 1	17.70
S601027-45	1	1.375	45	250	3/4 x 1	20.00
S601027-50	1	1.375	50	250	3/4 x 1	21.80
<b>Low Pressure Fuel</b> - 4 spiral poly yarn braid						
S600160-1	3/4	1.188	25	-----	3/4 x 3/4	17.50
S600160-4	3/4	1.188	35	-----	3/4 x 3/4	24.50
S600160-2	3/4	1.188	50	-----	3/4 x 3/4	35.00
S600160-3	3/4	1.188	75	-----	3/4 x 3/4	52.50
S600451-2	1	1.500	2	-----	1 x 1	1.70
S600451-35	1	1.500	35	-----	1 x 1	30.00
S600451-50	1	1.500	50	-----	1 x 1	42.00
<b>Caution:</b> Be sure working pressure required does not exceed above ratings. Misapplication can result in serious operator injury. <b>Note:</b> Advise product to be handled, maximum temperature and pressure fitting size or sizes when ordering.						

Part Number	I.D.	O.D.	Length	Pressure	End Fittings	Wgt.
	in	in				
<b>Medium Pressure</b> Oil/petroleum fluids - 100 R1T one wire braid. Max temp 210 °F (99 °C)						
S43-260043	1/4	.530	50	2750	1/4 x 1/4	7.90
S13-260043	1/4	.530	20	2750	1/4 x 3/8	3.20
S14-260043	1/4	.530	25	2750	1/4 x 3/8	4.00
S20-260043	1/4	.530	30	2750	1/4 x 3/8	4.70
S33-260043	1/4	.530	35	2750	1/4 x 3/8	5.20
S15-260043	3/8	.710	20	2250	3/8 x 3/8	4.90
S12-260043	3/8	.710	25	2250	3/8 x 3/8	6.00
S16-260043	3/8	.710	30	2250	3/8 x 3/8	7.10
S44-260043	3/8	.710	35	2250	3/8 x 3/8	8.00
S46-260043	3/8	.710	50	2250	3/8 x 3/8	10.20
S3-260043	3/8	.710	30	2250	3/8 x 1/2	11.70
S4-260043	3/8	.710	40	2250	3/8 x 1/2	9.60
S5-260043	3/8	.710	50	2250	3/8 x 1/2	10.40
S40-260043	1/2	.850	16	3250	1/2 x 1/2	7.40
S21-260043	1/2	.850	25	3250	1/2 x 1/2	8.40
S6-260043	1/2	.850	30	3250	1/2 x 1/2	8.90
S37-260043	1/2	.850	35	3250	1/2 x 1/2	9.00
S22-260043	1/2	.850	40	3250	3/8 x 1/2	22.00
S7-260043	1/2	.850	40	3250	1/2 x 1/2	11.70
S8-260043	1/2	.850	50	3250	1/2 x 1/2	14.10
S24-260043	1/2	.850	75	3250	1/2 x 1/2	22.00
S26-260043	3/4	1.120	30	1250	3/4 x 3/4	13.00
S27-260043	3/4	1.120	50	1250	3/4 x 3/4	22.20
S28-260043	3/4	1.120	75	1250	3/4 x 3/4	30.00
<b>High Pressure</b> Chassis grease - 100 R2T 2 wire braid. Max temp 210 °F (99 °C)						
S6-260044	1/4	0.580	20	5000	1/4 x 1/4	5.20
S10-260044	1/4	0.580	25	5000	1/4 x 1/4	6.40
S7-260044	1/4	0.580	30	5000	1/4 x 1/4	7.70
S20-260044	1/4	0.580	35	5000	1/4 x 1/4	9.00
S8-260044	1/4	0.580	40	5000	1/4 x 3/8	10.20
S9-260044	1/4	0.580	50	5000	1/4 x 3/8	12.70
S13-260044	3/8	0.730	25	4800	1/4 x 1/4	9.70
S25-260044	3/8	0.730	25	4800	3/8 x 3/8	9.70
S3-260044	3/8	0.730	30	4800	1/4 x 3/8	10.72
S24-260044	3/8	0.730	35	4800	3/8 x 3/8	12.40
S26-260044	3/8	0.730	35	4800	3/8 x 1/2	12.40
S4-260044	3/8	0.730	40	4800	1/4 x 3/8	15.40
S5-260044	3/8	0.730	50	4800	1/4 x 3/8	19.20
S27-260044	3/8	0.730	50	4800	3/8 x 3/8	20.70
S19-260044	3/8	0.730	50	4800	3/8 x 1/2	20.90
S23-260044	3/8	0.730	75	4800	3/8 x 3/8	25.00
S18-260044	3/8	0.730	75	4800	3/8 x 1/2	26.60
S22-260044	3/8	0.730	100	4800	3/8 x 3/8	33.00
<b>Caution:</b> Be sure working pressure required does not exceed above ratings. Misapplication can result in serious operator injury. <b>Note:</b> Advise product to be handled, maximum temperature and pressure fitting size or sizes when ordering.						

# Same Day Quick Ship Reels

The models listed below can be shipped same day upon request when the order is received by 11:30am Eastern Time (or 11:00am Toronto time for Canada) for quantities of 10 or fewer. Applied to North American orders only. Further restrictions may apply.

Page	Model	CA	IN	CN	Size	Length
<b>Air / Water Hose Reels</b>						
<b>9</b>	4420 OLP	X	X		1/4"	20'
<b>8</b>	RT425-OLP	X	X		1/4"	25'
<b>9</b>	4425 OLP	X	X	X	1/4"	25'
---	AV5425 ELP	X	X		1/4"	25'
<b>8</b>	RT435-OLP	X	X	X	1/4"	35'
<b>9</b>	4400 OLP*	X	X		1/4"	35'
<b>9</b>	4435 OLP	X	X	X	1/4"	35'
<b>8</b>	RT450-OLP	X	X		1/4"	50'
<b>9</b>	5400 OLP*	X	X	X	1/4"	50'
<b>9</b>	5450 OLP	X	X	X	1/4"	50'
---	5450 OLPSW	X	X		1/4"	50'
<b>8</b>	RT625-OLP	X	X		3/8"	25'
<b>9</b>	4600 OLP*	X	X	X	3/8"	25'
<b>9</b>	4625 OLP	X	X	X	3/8"	25'
<b>8</b>	RT635-OLP	X	X	X	3/8"	35'
<b>9</b>	5600 OLP*	X	X		3/8"	35'
<b>9</b>	5635 OLP	X	X	X	3/8"	35'
<b>8</b>	RT605-OLP*	X	X		3/8"	50'
<b>8</b>	RT650-OLP	X	X	X	3/8"	50'
<b>21</b>	SGA3650 OLP	X	X	X	3/8"	50'
<b>9</b>	5605 OLP*	X	X	X	3/8"	50'
<b>9</b>	5650 OLP	X	X	X	3/8"	50'
<b>10</b>	7650 OLP	X	X	X	3/8"	50'
<b>11</b>	DP5650 OLP	X	X		3/8"	50'
<b>11</b>	DP7650 OLP	X	X		3/8"	50'
<b>10</b>	7600 OLP*	X	X	X	3/8"	70'
<b>10</b>	7670 OLP	X	X		3/8"	70'
<b>12</b>	HD76075 OLP	X	X		3/8"	75'
<b>12</b>	HD76100 OLP	X	X		3/8"	100'
<b>13</b>	81100 OLP	X	X	X	3/8"	100'
<b>8</b>	RT825-OLP	X	X		1/2"	25'
<b>9</b>	A5825 OLP	X	X	X	1/2"	25'
<b>8</b>	RT835-OLP	X	X		1/2"	35'
<b>9</b>	A5835 OLP	X	X		1/2"	35'
<b>8</b>	RT850-OLP	X	X	X	1/2"	50'
<b>9</b>	A5850 OLP	X	X	X	1/2"	50'
<b>10</b>	7800 OLP*	X	X	X	1/2"	50'
<b>10</b>	7850 OLP	X	X	X	1/2"	50'
<b>10</b>	7850 OLP121	X	X		1/2"	50'
<b>10</b>	7850 OLPSW57	X	X	X	1/2"	50'
<b>11</b>	DP7850 OLP	X	X	X	1/2"	50'
<b>12</b>	HD78050 OLP	X	X		1/2"	50'
<b>21</b>	SGA3850 OLP	X	X		1/2"	50'
<b>12</b>	HD78075 OLP	X	X		1/2"	75'
<b>13</b>	82075 OLP	X	X		1/2"	75'
<b>13</b>	82000 OLP*	X	X	X	1/2"	100'
<b>13</b>	82100 OLP	X	X	X	1/2"	100'
<b>25</b>	EA32112 L12D*	X	X		1/2"	200'
<b>21</b>	SWA3850 OLP	X	X		5/8"	50'
<b>10</b>	7900 OLP*	X	X		3/4"	25'
<b>10</b>	7925 OLP	X	X		3/4"	25'
<b>13</b>	83000 OLP*	X	X	X	3/4"	50'
<b>13</b>	83050 OLP	X	X	X	3/4"	50'
<b>13</b>	D83075 OLP	X	X		3/4"	75'
<b>13</b>	D84000 OLP*	X	X		1"	50'
<b>13</b>	D84050 OLP	X	X		1"	50'
<b>Spring Retractable Oil Hose Reels</b>						
<b>9</b>	5600 OMP*	X			3/8"	30'
<b>10</b>	7600 OMP*		X		3/8"	50'
<b>10</b>	7800 OMP*	X	X	X	1/2"	50'
<b>10</b>	7850 OMP	X	X	X	1/2"	50'
<b>11</b>	DP7850 OMP	X	X		1/2"	50'
<b>12</b>	HD78050 OMP	X			1/2"	50'
<b>13</b>	82000 OMP*	X			1/2"	75'
<b>13</b>	82075 OMP	X	X		1/2"	75'

Page	Model	CA	IN	CN	Size	Length
<b>Spring Retractable Grease Hose Reels</b>						
<b>10</b>	7450 OHP	X			1/4"	50'
<b>10</b>	7600 OHP*	X			3/8"	50'
<b>10</b>	7650 OHP	X	X		3/8"	50'
<b>11</b>	DP7650 OHP	X			3/8"	50'
<b>13</b>	81000 OHP*	X			3/8"	100'
<b>Spring Retractable Fuel Hose Reels</b>						
---	UR7850 OLB	X			1/2"	50'
---	UR7850 OLB70	X			1/2"	50'
---	UR7925 OLB	X			3/4"	25'
<b>18</b>	F7900 OLP*	X	X		3/4"	25'
<b>18</b>	F7925 OLP	X	X		3/4"	25'
<b>18</b>	F83000 OLP*	X			3/4"	50'
<b>18</b>	F83050 OLP	X			3/4"	50'
<b>18</b>	FD83000 OLP*	X			3/4"	75'
<b>18</b>	FD84000 OLP*	X	X	X	1"	50'
<b>18</b>	FD84050 OLP	X	X		1"	50'
<b>18</b>	FD9400 OLPBW*	X			1"	50'
<b>18</b>	FD9450 OLPBW	X			1"	50'
<b>18</b>	FF9500 OLPBW*	X			1 1/4"	50'
<b>18</b>	F9600 OLPBW*	X	X		1 1/2"	50'
<b>Static Discharge / Grounding Reels</b>						
<b>18</b>	G 3050	X	X	X		50'
<b>18</b>	G 3050 Y		X			50'
<b>18</b>	G 3050 N	X	X			50'
<b>18</b>	GA3100 N	X	X	X		100'
<b>18</b>	GHC3100 N	X				100'
<b>Stainless Steel Hose Reels</b>						
<b>19</b>	5600 OLS*	X			3/8"	35'
<b>19</b>	LC607 OLS*		X		3/8"	70'
<b>19</b>	LC800 OLS*		X		1/2"	50'
<b>19</b>	7800 OLS*	X	X		1/2"	50'
<b>19</b>	HS18000 M*	X			1/2"	200'
<b>19</b>	7800 OMS*	X			1/2"	50'
<b>Hand Crank Pressure Wash Hose Reels</b>						
<b>23</b>	CT6050HN*		X		3/8"	50'
<b>23</b>	CM6050HN*		X		3/8"	50'
<b>23</b>	CT6100HN*	X	X		3/8"	100'
<b>23</b>	CM6100HN*	X	X		3/8"	100'
<b>22</b>	H18006 M*	X	X		3/8"	100'
<b>22</b>	CA38106 M*		X		3/8"	140'
<b>23</b>	CTJ6200HN*		X		3/8"	200'
<b>22</b>	CA38112 M*	X	X		3/8"	300'
<b>Hand Crank Air / Water Hose Reels</b>						
<b>23</b>	CU6050LN*	X	X	X	3/8"	50'
<b>23</b>	CT6050LN*		X		3/8"	50'
<b>23</b>	CU6100LN*	X	X		3/8"	100'
<b>23</b>	CT6100LN*		X		3/8"	100'
<b>24</b>	H16000*	X			3/8"	300'
<b>23</b>	CU8050LN*	X			1/2"	50'
<b>23</b>	CT8050LN*	X			1/2"	50'
<b>23</b>	CU8100LN*	X			1/2"	100'
<b>23</b>	CT8100LN*	X			1/2"	100'
<b>24</b>	H18000*	X			1/2"	200'
<b>25</b>	CA32106 L*	X	X	X	1/2"	100'
<b>25</b>	CA32112 L*	X	X	X	1/2"	200'
<b>25</b>	CA32118 L*	X	X	X	1/2"	325'
<b>25</b>	CA32122 L*	X			1/2"	400'
<b>25</b>	CA33106 L*	X	X	X	3/4"	50'
<b>24</b>	H19000*	X			3/4"	90'
<b>25</b>	CA33112 L*	X	X	X	3/4"	100'
<b>25</b>	CA33118 L*	X	X		3/4"	175'
---	CB37118 L*	X	X	X	1"	100'
<b>Spring Retractable Twin Hydraulic Hose Reels</b>						
<b>17</b>	TH88000 OMP*	X	X	X	1/2"	50'
<b>17</b>	TH88050 OMP	X	X	X	1/2"	50'

Page	Model	CA	IN	CN	Size	Length
<b>Spring Retractable Pressure Wash Hose Reels</b>						
<b>22</b>	PW7600 OHP*	X	X	X	3/8"	50'
<b>22</b>	PW7650 OHP	X	X	X	3/8"	50'
<b>22</b>	PW81000 OHP*	X	X	X	3/8"	100'
<b>Hand Crank Oil Hose Reels</b>						
<b>24</b>	H18000 M*	X			1/2"	200'
<b>25</b>	CA32106 M*	X			1/2"	100'
<b>25</b>	CA32112 M*	X	X	X	1/2"	200'
<b>Power &amp; Light Cord Reels</b>						
<b>36</b>	LD2040 163 2		X		16/3	40'
<b>36</b>	LD2030 163 9		X		16/3	30'
<b>36</b>	LD2030 143 9		X		14/3	30'
<b>36</b>	LG3050 163 8	X	X		16/3	50'
<b>36</b>	LG3050 143 9	X	X		14/3	50'
<b>36</b>	LG3040 123 9	X	X	X	12/3	40'
<b>36</b>	LH2080 143	X	X		14/3	80'
<b>36</b>	LH3100*		X		10/3	100'
<b>39</b>	L 4050 163 1	X	X		16/3	50'
<b>38</b>	L 4035 163 3	X	X		16/3	35'
<b>38</b>	L 4050 163 3	X	X	X	16/3	50'
<b>38</b>	L 4545 123 3	X	X	X	12/3	45'
<b>38</b>	L 5550 123 3	X	X		12/3	50'
<b>38</b>	L 70100 123 3	X	X		12/3	100'
<b>38</b>	L 4545 123 3A	X	X		12/3	45'
<b>38</b>	L 5550 123 3A	X	X		12/3	50'
<b>38</b>	L 70100 123 3A	X	X		12/3	100'
<b>38</b>	L 4545 123 7	X	X	X	12/3	45'
<b>38</b>	L 5550 123 7	X	X		12/3	50'
<b>38</b>	L 70100 123 7	X	X		12/3	100'
<b>38</b>	L 4545 123 7A		X		12/3	45'
<b>38</b>	L 70100 123 7A	X	X		12/3	100'
<b>38</b>	L 4545 123 7B	X	X		12/3	45'
<b>38</b>	L 4050 163 9		X		16/3	50'
<b>38</b>	L 4545 123 9	X	X		12/3	45'
<b>38</b>	L 4545 123 9G	X	X		12/3	45'
<b>39</b>	L 4050 163 10		X		16/3	50'
<b>38</b>	L 4545 123 X		X		12/3	45'
<b>38</b>	L 4500*	X			12/3	45'
<b>38</b>	L 7000*	X			6/4	35'
<b>Gas Welding Hose Reels</b>						
<b>42</b>	TW5425 OLP	X			1/4"	25'
<b>42</b>	TW5425 OLPT		X		1/4"	25'
<b>42</b>	STW3450 OLP		X		1/4"	50'
<b>42</b>	TW7400 OLP*	X			1/4"	60'
<b>42</b>	TW7450 OLP	X	X	X	1/4"	50'
<b>42</b>	TW7450 OLPT	X	X	X	1/4"	50'
<b>42</b>	TW84100 OLPT	X	X	X	1/4"	100'
<b>42</b>	TW86075 OLPT	X	X		3/8"	75'
<b>45</b>	T-1225-04*	X			1/4"	100'
<b>Welding Cable Reels</b>						
<b>44</b>	CEA30006*	X	X		#2/0	150'
<b>44</b>	CEA30012*		X		#2/0	300'
<b>45</b>	T-2462-0*	X			#2/0	150'
<b>45</b>	T-2464-0*	X	X		#2/0	150'
<b>44</b>	WC7000*	X	X		#2/0	50'
<b>Tool Balancers</b>						
<b>46</b>	TB 01		X		0~1	

## North America and Corporate Headquarters

2842 E. Business Hwy 30  
Columbia City, IN 46725

**Customer Service:** 855-634-9109

Ph: 800-444-3134 • Fax: 800-444-4587

Ph: 260-248-8188 • Fax: 260-248-2605

reelcraft@reelcraft.com

**www.reelcraft.com**

## Latin America and the Middle East

Thompson International, Inc.

P.O. Box 12958, Ft. Wayne, IN 46866

Ph: 260-489-1685 • Fax: 260-489-0203

info@t-i-i.com

**www.reelcraft.com/latinamerica**

## Pacific Rim

P.O. Box 53776, Clark Freeport Zone  
Philippines 2023

Ph: +63 (45) 625-6624

Fax: +63 (45) 321-0643

rap@comclark.com

**www.reelcraft.com/asia**

## Europe

Unit 17 • Cronin Courtyard

Weldon South Industrial Estate

Corby • Northamptonshire NN18 8AG

United Kingdom

Ph: +44 (0) 1536 406999

Fax: +44 (0) 1536 406777

europa@reelcraft.com

**www.reelcraft.com/europe**

## China

Reelcraft Changzhou Co., Ltd.

Building C, No. 229 HeHai West Road

Changzhou, Jiangsu, China 213022

Ph: +86 (519) 8512 2391 ext. 8002

Fax: +86 (519) 8512 9309

rco@reelcraftchina.com

**www.reelcraftchina.com**

## Australia

PO Box 6463 BC, Blacktown

NSW 2148, Australia

Ph: +61 (2) 9621 8988

Fax: +61 (2) 9621 7688

sales@recoila.com

**www.reelcraft.com**

